

This document provides you with key investor information about this fund. It is not marketing material. The information is required by law to help you understand the nature and the risks of investing in this fund. You are advised to read it so you can make an informed decision about whether to invest.

FIXED INCOME

AXA World Funds - Global Green Bonds

A Sub-Fund of AXA World Funds SICAV

Share class: AXA World Funds - Global Green Bonds A Capitalisation EUR (ISIN : LU1280195881)

This Sub-Fund is managed by AXA Funds Management S.A., part of the AXA IM Group

Objective and Investment Policy

Investment Objective

The Sub-Fund seeks to achieve a mix of income and capital growth by investing mainly in investment grade government or corporate debt securities over a medium term period.

Investment Policy

The Sub-Fund is actively managed in reference to the BofA Merrill Lynch Green Bond Hedged Euro benchmark index (the "Benchmark") in order to capture opportunities in the investment grade government, institutions - such as supranational, agencies and quasi-government - and corporate bonds markets. The Sub-Fund invests at minimum one third of its net assets in the components of the Benchmark. Depending on its investment convictions and after comprehensive macroeconomic and microeconomic analysis of the market, the Investment Manager can take more active positioning in terms of duration (duration measures in numbers of years, the portfolio's sensitivity to interest rate variations), geographical allocation and/or sector or issuer selection compared to the Benchmark. Thus, the deviation from the Benchmark is expected to be significant. However, in certain market conditions (high credit market volatility, turmoil...), the Sub-Fund's positioning on the above indicators may be close to the Benchmark.

The following investment decisions are undertaken after comprehensive macroeconomic and microeconomic analysis of the market:

- duration positioning (duration measures, in numbers of years, the portfolio's sensitivity to interest rate variations)
- yield curve positioning (the yield curve illustrates the relation between investment term and bond yield)
- geographical allocation
- issuer selection

The Sub-Fund mainly invests in Green Bonds (bonds the proceeds of which are invested in environmental projects).

Transferable debt securities will mainly be rated investment grade and up to 30% of the net assets in sub-investment grade securities.

Investment grade securities will be rated at least BBB- by Standard & Poor's or equivalent rating by Moody's or Fitch or if unrated then deemed to be so by the Investment Manager.

Sub-investment grade securities will be rated between BB+ and B- by Standard & Poor's or equivalent rating by Moody's or Fitch or if unrated then deemed to be so by the Investment Manager. In case of downgrade below B- by Standard & Poor's or equivalent rating by Moody's or Fitch or if unrated then deemed to be so by the Investment Manager, securities will be sold within 6 months.

If two different ratings of rating agencies exist, the lower rating will be considered, if more than two different ratings of rating agencies exist, the second highest rating will be considered.

The selection of credit instruments is not exclusively and mechanically based

on their publicly available credit ratings but also on an internal credit or market risk analysis. The decision to buy or sell assets is also based on other analysis criteria of the Investment Manager.

The Sub-Fund invests:

- at least two thirds of its total assets in fixed income securities (including asset-backed securities) from issuers located anywhere in the world
- up to one third of its assets in money market instruments
- up to one quarter of its assets in convertible bonds
- up to one quarter of its assets in inflation-linked bonds

Exposure of the Sub-Fund's assets denominated in non-EUR currency may be hedged against EUR.

The Sub-Fund may invest up to 5% of net assets in contingent convertible bonds (CoCos).

Within the limit of 200% of the Sub-Fund's net assets, the investment strategy may be achieved by direct investments and/or through derivatives, especially by entering into Credit Default Swaps. Derivatives may also be used for hedging purposes.

Income

For Capitalisation share classes (Cap), the dividend is reinvested.

Sub-Fund Currency

The reference currency of the Sub-Fund is EUR.

Investment Horizon


This Sub-Fund may not be suitable for investors who plan to withdraw their contribution within 3 years.

Processing of subscription and redemption orders

The subscription, conversion or redemption orders must be received by the Registrar and Transfer Agent on any Valuation Day no later than 3 p.m. Luxembourg time. Orders will be processed at the Net Asset Value applicable to such Valuation Day. The investor's attention is drawn to the existence of potential additional processing time due to the possible involvement of intermediaries such as Financial Advisers or distributors.

The Net Asset Value of this Sub-Fund is calculated on a daily basis.

Risk and Reward Profile



The risk category is calculated using historical performance data and may not be a reliable indicator of the Sub-Fund's future risk profile.

The risk category shown is not guaranteed and may shift over time.

The lowest category does not mean risk free.

Why is this Sub-Fund in this category?

The capital of the Sub-Fund is not guaranteed. The Sub-Fund is invested in financial markets and uses techniques and instruments which are subject to some levels of variation, which may result in gains or losses.

Additional Risks

Counterparty Risk: Risk of bankruptcy, insolvency, or payment or delivery failure of any of the Sub-Fund's counterparties, leading to a payment or delivery default.

Geopolitical Risk: investments in securities issued or listed in different countries may imply the application of different standards and regulations. Investments may be affected by movements of foreign exchange rates, changes in laws or restrictions applicable to such investments, changes in exchange control regulations or price volatility.

Liquidity Risk: risk of low liquidity level in certain market conditions that might lead the Sub-Fund to face difficulties valuing, purchasing or selling all/part of its assets and resulting in potential impact on its net asset value.

Credit Risk: Risk that issuers of debt securities held in the Sub-Fund may default on their obligations or have their credit rating downgraded, resulting in a decrease in the Net Asset Value.

Currency Risk: the Fund holds investments denominated in currencies other than the base currency of the Fund. As a result, exchange rate movements may cause the value of investments (and any income received from them) to fall or rise affecting the Fund's value.

FIXED INCOME

AXA World Funds - Global Green Bonds

Charges

The charges you pay are used to pay the cost of running the fund, including the costs of marketing and distributing it. These charges reduce the potential growth of your investment.

One-off charges taken before or after you invest

Entry Charge	3.00%
Exit Charge	none

This is the maximum that might be taken out of your money before it is invested.

Charges taken from the fund over a year

Ongoing charge	1.00%
----------------	-------

Charges taken from the fund under certain specific conditions

Performance fees	none
------------------	------

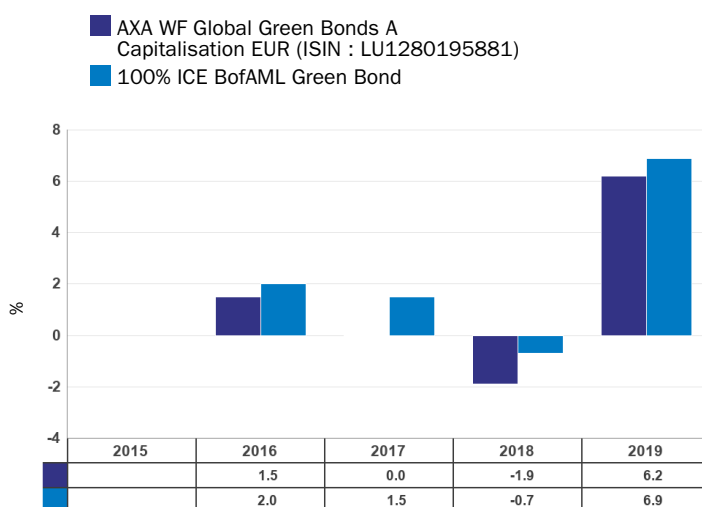
The entry and exit charges shown are maximum figures. In some cases, you might pay less - you can find this out from your Financial Adviser.

The ongoing charges figure is based on expenses for the twelve month period ending December 2019. This figure is adjusted with implemented budget changes for 2019. This figure may vary from year to year. It excludes:

- Performance fees
- Portfolio transaction costs, except in the case of an entry/exit charge paid by the Sub-Fund when buying or selling units in another collective investment undertaking

For more information about charges, please refer to the Fees and Expenses section of the prospectus which is available at www.axa-im.com.

Past Performance



Past performance is not a reliable indicator of future results.

Past performance is shown after the deduction of ongoing charges. Any entry/exit fees are excluded from the calculation.

The Sub-Fund was launched on 05/11/2015 and the share class in 2015.

Past performance has been calculated in EUR and is expressed as a percentage change of the Sub-Fund's Net Asset Value at each year end.

The performance of the Sub-Fund is not tracking the benchmark index. For the different shareclasses of the Sub-Fund, the performance of the benchmark is displayed in the "Past Performance" section either as converted to the currency of the relevant shareclass or hedged against the reference currency of the Sub-fund in the case of hedged shareclasses ("hedged benchmark"). For some cases where the hedged benchmark is not available, the benchmark is displayed in the reference currency of the Sub-Fund, thus the performance of the displayed benchmark may deviate from the one of the relevant shareclass due to the performance differential inherent within the currency hedging activity not reflected in the benchmark.

Practical Information

Custodian:

State Street Bank International GmbH, Luxembourg Branch
49, Avenue J.F. Kennedy
L-1855 Luxembourg

Further Information:

More detailed information on this Sub-Fund, such as the prospectus as well as the latest annual and semi-annual report, can be obtained free of charge, in English, German, French, Spanish and Italian from the Sub-Fund Management Company, the central administrator, the Sub-Funds' distributors or online at www.axa-im.com.

More share classes are available for this Sub-Fund. For more details about other share classes, please refer to the prospectus, which is available at www.axa-im.com.

Details of the up to date remuneration policy of the company are published online at

<https://www.axa-im.com/en/remuneration>. This includes the description of how remuneration and benefits are awarded for employees, and information on the remuneration committee. The company provides a paper copy free of charge upon request.

Net Asset Value Publication:

The Net Asset Value per share is available at www.axa-im.com, and at the registered office of the Management Company.

Tax Legislation:

The Sub-Fund is subject to the tax laws and regulations of Luxembourg. Depending on your own country of residence this might have an impact on your investments. For further details, you should consult a Tax Adviser.

Liability Statement:

AXA Funds Management S.A. may be held liable solely on the basis of any statement contained in this document that is misleading, inaccurate or inconsistent with the relevant parts of the prospectus for the Sub-Fund.

Switching between Sub-Funds:

Shareholders may apply for any share classes of any Sub-Funds to be converted into share classes of another Sub-Fund, provided that the conditions for accessing the target share class, type or sub-type are fulfilled with respect to this Sub-Fund, on the basis of their respective Net Asset Value calculated on the Valuation Day following receipt of the conversion request.

The redemption and subscription costs connected with the conversion may be charged to the shareholder as indicated in the prospectus.

For more details about how to switch compartment, please refer to the prospectus, section switch between Sub-Funds, which is available at www.axa-im.com.

Key Investor Information



This document provides you with key investor information about this fund. It is not marketing material. The information is required by law to help you understand the nature and the risks of investing in this fund. You are advised to read it so you can make an informed decision about whether to invest.

Baillie Gifford Global Stewardship Fund - Class B Shares

Accumulation Shares - ISIN GB00BYNK7G95 (also representative of Income Shares - ISIN GB00BDDY6H83)

This Fund is a sub-fund of Baillie Gifford Investment Funds II ICVC which is an Investment Company with Variable Capital. Baillie Gifford & Co Limited is the Authorised Corporate Director of the Fund and is wholly owned by Baillie Gifford & Co.

Objectives and investment policy

Objective

- The Fund aims to outperform (after deduction of costs) the MSCI AC World Index, as stated in Sterling, by at least 2% per annum over rolling five-year periods.

Policy

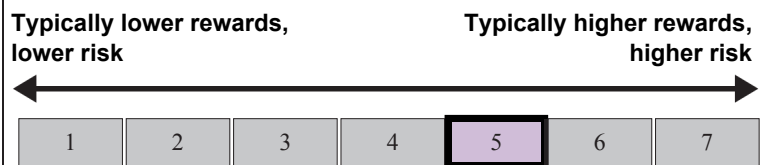
- The Fund will invest at least 90% in shares of companies anywhere in the world and of any size and in any sector.
- The Fund will apply an environmental, social and governance overlay.
- The Fund will invest in shares of companies which demonstrate long-term growth prospects and good stewardship in the investment manager's opinion.
- Good stewardship means the long-term management of companies in the interests of all stakeholders and broader society. This includes not only environmental, social and governance issues faced by a company, but also whether, in the investment manager's opinion, the company will add value to society over the long run and if it exhibits a responsible culture.
- The Fund will be actively managed.

Other Information

- You can sell some or all of your shares on any business day in the United Kingdom by contacting our Dealing Department by phone or post. Where properly completed documentation is received by post, shares will be sold at the next valuation point following receipt of the instruction.
- For Accumulation shares income will be re-invested. No further shares will be purchased but the reinvestment will be reflected in the price of your existing accumulation shares. You are, however, deemed to have received the income for tax purposes.
- For Income shares any income due to you will be paid into your bank or building society account, paid on the dates specified in the Prospectus.
- For further explanation and information see the investment objective and policy section of the Prospectus, which is available by contacting us.
- Recommendation: this Fund may not be appropriate for investors who plan to withdraw their money within five years.

Risk and reward profile

The Risk and Reward Indicator table demonstrates where the Fund ranks in terms of its potential risk and reward. The higher the rank the greater the potential reward but the greater the risk of losing money. It is based on past data, may change over time and may not be a reliable indication of the future risk profile of the Fund. The shaded area in the table below shows the Fund's ranking on the Risk and Reward Indicator.



- Please note that even the lowest risk class can lose you money and that extreme adverse market circumstances can mean you suffer severe losses in all cases.
- The Fund is classified in the category above because it invests in company shares which generally provide higher rewards and higher risks than other investments such as bonds or cash. Where no share price history is available for any part of the last five years (and thus no returns), the returns of the Fund's sector are used in its place to calculate the Risk and Reward Indicator.
- The indicator does not take into account the following relevant material risks:
 - Investment markets can go down as well as up and market conditions can change rapidly. The value of an investment in the Fund, and any income from it, can fall as well as rise and you may not get back the amount invested.
 - The Fund has exposure to foreign currencies and changes in the rates of exchange will cause the value of any investment, and income from it, to fall as well as rise and you may not get back the amount invested.
 - Custody of assets, particularly in emerging markets, involves a risk of loss if the custodian becomes insolvent or breaches duties of care.
 - The Fund invests in emerging markets where difficulties in trading could arise, resulting in a negative impact on the value of your investment.
 - The Fund invests according to responsible investment criteria and with reference to the ten principles of the United Nations Global Compact for business. This means the Fund will not invest in certain sectors and companies and, therefore, the universe of available investments will be more limited than other funds that do not apply such criteria/ exclusions. The Fund therefore may have different returns than a fund which has no such restrictions.
- Where possible, charges are taken from the Fund's revenue. Where there is insufficient revenue, the remainder will be taken from capital. This will reduce the capital value of the Fund.
- The process for the UK to exit the European Union introduces elements of political uncertainty and may have practical consequences for the Fund. Developments will be closely monitored.
- Infectious viruses may pose significant threats to human health and may be highly disruptive to global economies and markets. The economic and market disruptions caused by infectious viruses could impact the value of the investments of a Sub-fund.

Charges

The charges you pay are used to pay the costs of running the Fund, including the costs of marketing and distributing it. These charges reduce the potential growth of your investment.

One-off charges taken before or after you invest

Entry charge	0.00%
Exit charge	0.00%

These are the maximum charges that we might take out of your money before it is invested and before we pay out the sale proceeds of your investment. In some cases, you might pay less and you should speak to your financial adviser about this.

Charges taken from the Fund over a year

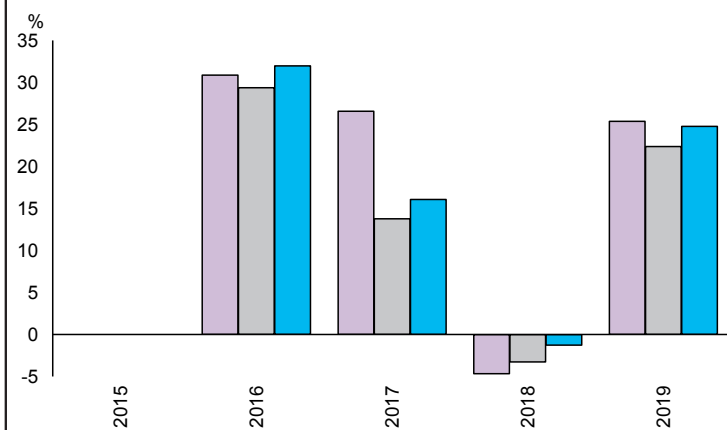
Ongoing charges	0.54%
-----------------	-------

Charges taken from the Fund under specific conditions

Performance fee	NONE
-----------------	------

- The ongoing charges figure is based on the last year's expenses and may vary from year to year. It excludes the costs of buying or selling assets for the Fund (unless these assets are shares of another fund).
- For the ongoing charges, the figure is for Accumulation Shares and is at 31/12/2019.
- Portfolio transaction costs, which are not included in the calculation of the ongoing charges figure but are incurred by the Fund when buying or selling investments, may have an impact on performance and are paid from the assets of the Fund.
- The Fund's annual report for each financial year will include detail on the exact charges made.
- You can find further details about the charges in Part 5 of the Prospectus.

Past performance



	2015	2016	2017	2018	2019
Fund	30.9	26.6	-4.7	25.4	
Benchmark 1*	29.4	13.8	-3.3	22.4	
Benchmark 2*	32.0	16.1	-1.3	24.8	

Source: FE fundinfo 2020

- You should be aware that past performance is not a guide to future performance.
- Fund launch date: 07/12/2015.
- Share/unit class launch date: 07/12/2015.
- Performance is calculated in GBP.
- Performance is for Accumulation shares.
- Performance reflects the annual charge but excludes any initial charge paid.
- Performance figures are to 31 December each year.
- The Fund does not track the index.
- Source: FE and the relevant underlying index provider(s). For our legal notices and disclosures please visit www.baillieghifford.com/disclaimers
- * Benchmark 1 - MSCI ACWI
- * Benchmark 2 - MSCI ACWI + 2%

Practical information

- The Fund's Depository is NatWest Trustee & Depository Services Limited.
- This document describes only one share class and other share classes are available. Further information on the Fund, the Prospectus and the latest annual and interim reports are available from Baillie Gifford or by visiting the website at www.baillieghifford.com. The remuneration policy, which includes details of (a) how remuneration and benefits are calculated and (b) the committee responsible for approving all remuneration policies within the firm, is also at the website address noted. All such documents are available in English, on paper and are free of charge on request.
- This Key Investor Information Document describes the Baillie Gifford Global Stewardship Fund only. The Prospectus and the annual and interim reports and accounts are prepared for the whole ICVC.
- The Baillie Gifford Global Stewardship Fund is a sub-fund of Baillie Gifford Investment Funds II ICVC. The assets of the Fund are segregated from other sub-funds in the ICVC. This means that the assets of one sub-fund should not be used to meet the liabilities of another sub-fund.
- You can also find other information, including the Fund's latest prices, on our website.
- Tax laws in the United Kingdom may have an impact on your own tax position.
- You may at any time switch all or some of your shares in the Fund for shares in any fund of any of the Baillie Gifford ICVC(s).
- Baillie Gifford & Co Limited may be held liable solely on the basis of any statement contained in this document that is misleading, inaccurate or inconsistent with the relevant parts of the Prospectus for the Fund.
- To contact us please call Client Relations on 0800 917 2113 (fax 0131 275 3955), visit our website at www.baillieghifford.com or email us at trustenquiries@baillieghifford.com.
- Your call may be recorded for training or monitoring purposes.

Key Investor Information

This document provides you with key investor information about this Fund. It is not marketing material. The information is required by law to help you understand the nature and the risks of investing in this Fund. You are advised to read it so you can make an informed decision about whether to invest.



BNY MELLON
INVESTMENT MANAGEMENT

BNY Mellon Sustainable Real Return Fund

INSTITUTIONAL SHARES W (ACCUMULATION) (ISIN: GB00BD6DRD55)

a sub-fund of BNY Mellon Investment Funds. This Fund is managed by BNY Mellon Fund Managers Limited

Objectives and Investment Policy

OBJECTIVE

To achieve a rate of return in sterling terms that is equal to or above the return from cash (1 month GBP LIBOR) + 4% per annum over five years before fees. In doing so, it aims to achieve a positive return on a rolling three year basis (meaning a period of three years, no matter which day you start on). However, capital is in fact at risk and there is no guarantee that this will be achieved over that, or any, time period.

POLICY

The Fund will:

- invest predominantly, meaning at least 75%, in a portfolio of UK and international securities;
- invest in companies which demonstrate an ability to generate returns consistent with the Fund's objective and sustainable business practices. To achieve its objective all investments will be expected to conform to the Investment Manager's sustainability criteria, where environmental, social, governance ("ESG") is an integral part of the criteria;
- adopt a policy of making no direct investment in companies that derive more than 10% of turnover from the production and sale of tobacco;
- follow a broad 'multi-asset' portfolio approach (e.g. company shares (i.e. equities) and similar investments, bonds and similar debt investments and cash);
- gain exposure to property or commodities through exchange listed securities and/or collective investment schemes;
- invest in bonds, issued by governments and companies, with high and low credit ratings (i.e. investment grade and/or sub-investment grade bonds as rated by Standard and Poor's or similar agencies);
- invest in derivatives (financial instruments whose value is derived from other assets) to help achieve the Fund's investment objective. The Fund will also use derivatives with the aim of risk or cost reduction or to generate additional capital or income; and

- limit investment in other collective investment schemes to 10% (including but not limited to another Sub-Fund or Sub-Funds of the Company).

The Fund may:

- invest in emerging markets;
- invest more than 35% of its assets in government and public securities issued or guaranteed by a single state, local authority or public international body; and
- invest significantly in cash and cash-like investments.

Benchmark: The Fund will measure its performance before fees against 1 month GBP LIBOR +4% per annum over five years as a target benchmark (the "Benchmark").

LIBOR is the average interbank interest rate at which a large number of banks on the London money market are prepared to lend one another unsecured funds denominated in British pounds sterling. The Fund will use the Benchmark as a target for the Fund's performance to match or exceed because, in typical market conditions, it represents a target that will be equal to or greater than UK inflation rates over the same period and is commensurate with the Investment Manager's approach.

The Fund is actively managed, which means the Investment Manager has discretion over the selection of investments, subject to the investment objective and policies as disclosed in the Prospectus.

OTHER INFORMATION

Treatment of income: net income from investments will be retained within the Fund and reflected in the value of your shares.

Dealing: you can buy and sell your shares in the Fund between 9:00 and 17:00 (UK time) on each business day in England and Wales. Instructions received before 12:00 will receive the price quoted on that day. The minimum initial investment for this share class is GBP 10,000,000.

Risk and Reward Profile

Lower risk
Potentially lower reward

Higher risk
Potentially higher reward

1 2 3 4 5 6 7

We have calculated the risk and reward category, as shown above, using a method of calculation derived from EU rules. As this Fund has less than five years performance data available, it is based on simulated volatility and is not a guide to the future risk and reward category of the Fund. The category shown is not a target or guarantee and may shift over time. Even the lowest category 1 does not mean a risk-free investment.

This Fund is in category 3 because its simulated historical value has shown moderately low volatility. With a Fund of category 3, you have a moderately low risk of losing money but your chance for gains is also moderately low.

THE FOLLOWING RISKS MAY NOT BE FULLY CAPTURED BY THE RISK AND REWARD INDICATOR:

- **Performance Aim Risk:** The performance aim is not a guarantee, may not be achieved and a capital loss may occur. Funds which have a higher performance aim generally take more risk to achieve this and so have a greater potential for returns to vary significantly.
- **Currency Risk:** This Fund invests in international markets which means it is exposed to changes in currency rates which could affect the value of the Fund.

- **Derivatives Risk:** Derivatives are highly sensitive to changes in the value of the asset from which their value is derived. A small movement in the value of the underlying asset can cause a large movement in the value of the derivative. This can increase the sizes of losses and gains, causing the value of your investment to fluctuate. When using derivatives, the Fund can lose significantly more than the amount it has invested in derivatives.
- **Changes in Interest Rates & Inflation Risk:** Investments in bonds/ money market securities are affected by interest rates and inflation trends which may negatively affect the value of the Fund.
- **Credit Ratings and Unrated Securities Risk:** Bonds with a low credit rating or unrated bonds have a greater risk of default. These investments may negatively affect the value of the Fund.
- **Credit Risk:** The issuer of a security held by the Fund may not pay income or repay capital to the Fund when due.
- **Emerging Markets Risk:** Emerging Markets have additional risks due to less-developed market practices.
- **Charges to Capital:** The Fund takes its charges from the capital of the Fund. Investors should be aware that this has the effect of lowering the capital value of your investment and limiting the potential for future capital growth. On redemption, you may not receive back the full amount you initially invested.
- **Shanghai-Hong Kong Stock Connect and/or the Shenzhen-Hong Kong Stock Connect ("Stock Connect") risk:** The Fund may invest in China A shares through Stock Connect programmes. These may be subject to regulatory changes and quota limitations. An operational

constraint such as a suspension in trading could negatively affect the Fund's ability to achieve its investment objective.

- **Sustainable Funds Risk:** The Fund follows a sustainable investment approach, which may cause it to perform differently than funds that have a similar objective but which do not integrate sustainable investment criteria when selecting securities. The Fund will not engage in stock lending activities and, therefore, may forego any additional returns that may be produced through such activities.
- **CoCo's Risk:** Contingent Convertible Securities (CoCo's) convert from debt to equity when the issuer's capital drops below a pre-defined level. This may result in the security converting into equities at a discounted share price, the value of the security being written down,

temporarily or permanently, and/or coupon payments ceasing or being deferred.

- **Counterparty Risk:** The insolvency of any institutions providing services such as custody of assets or acting as a counterparty to derivatives or other contractual arrangements, may expose the Fund to financial loss.
- **Investment in Infrastructure Companies Risk:** The value of investments in Infrastructure Companies may be negatively impacted by changes in the regulatory, economic or political environment in which they operate.

A complete description of risk factors is set out in the Prospectus in the section entitled "Risk Factors".

Charges

The charges cover the costs of running the Fund, including the costs of marketing and selling. These charges reduce the potential growth of your investment.

ONE-OFF CHARGES TAKEN BEFORE OR AFTER YOU INVEST

Entry charge	0.00%
Exit charge	None

This is the maximum that might be taken out of your money before it is invested and before the proceeds of your investment are paid out.

CHARGES TAKEN FROM THE FUND OVER A YEAR

Ongoing charge	0.85%
----------------	-------

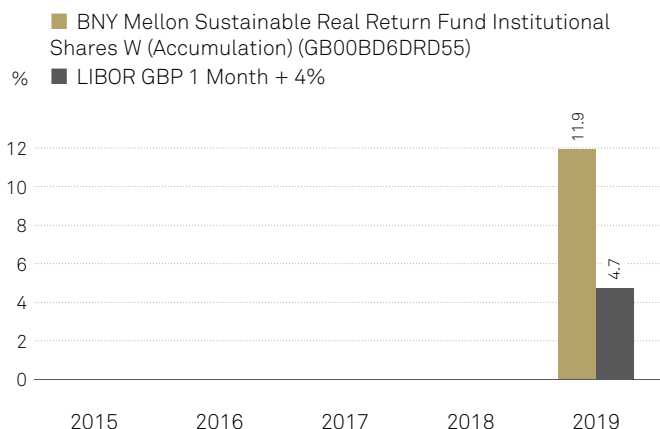
CHARGES TAKEN FROM THE FUND UNDER CERTAIN SPECIFIC CONDITIONS

Performance fee None

The ongoing charge is based on expenses calculated on 31 December 2019. This may vary from year to year. It excludes performance fees and portfolio transaction costs, except in the case of an entry/exit charge paid when buying or selling units in another mutual fund.

More information about charges is available in the "Fees and Expenses" section of the Prospectus.

Past Performance



The chart includes all charges except entry charges.

Fund launch date - 24 April 2018.

Share class launch date - 24 April 2018.

Performance of this share class is shown in GBP.

Performance of the Benchmark is shown in GBP.

Past performance is not a guide to future performance.

Practical Information

Documents: The Fund is a sub-fund (part) of BNY Mellon Investment Funds ("BNY MIF"), an umbrella structure comprising different sub-funds. This document is specific to the Fund and share class stated at the beginning of this document. Copies of the Prospectus, annual and semi-annual reports which are prepared for the umbrella may be obtained free of charge from www.bnymellonim.com or from BNY Mellon Investment Management EMEA Limited, BNY Mellon Centre, 160 Queen Victoria Street, London EC4V 4LA. These documents are available in English, German and Spanish.

Share price: The latest share price and other information, including how to buy or sell shares, are available from the website and address given above. Other share classes are offered by the Fund as set out in the Prospectus.

Switching: Investors may switch shares in the Fund for shares in other sub-funds of BNY MIF provided they satisfy the criteria applicable to investment in other sub-funds. Further information on switching is contained in the "Switching" section of the Prospectus.

Legal status: The assets of the Fund belong exclusively to that sub-fund and may not be used to discharge the liabilities of or claims

against any other person or body, including BNY MIF or any other sub-fund within the umbrella.

Liability statement: BNY Mellon Fund Managers Limited may be held liable solely on the basis of any statement contained in this document that is misleading, inaccurate or inconsistent with the relevant parts of the Prospectus for the Fund.

Depository: NatWest Trustee and Depository Services Limited.

Tax: The tax legislation of the Fund's domicile may have an impact on your personal tax position. For further details, please speak to an adviser.

Remuneration Policy: Details of the up-to-date remuneration policy of BNY Mellon Fund Managers Limited including, but not limited to, a description of how remuneration and benefits are calculated and the identity of persons responsible for awarding the remuneration and benefits are available on www.bnymellonim.com. A paper copy will be made available free of charge upon request.

Index providers: Further information about the index providers is set out in the Prospectus.

Product

iShares Physical Gold ETC (the "ETC"), ISIN: IE00B4ND3602, is manufactured by iShares Physical Metals plc (the "Company"). The Company is incorporated in Ireland and supervised by the Central Bank of Ireland (the "CBI") in relation to this KID. More information is available at www.blackrock.com/kiid or by calling **0845 357 700**. This document is dated 04 March 2020.

Caution: Investors in Spain - Based on your jurisdiction, you are about to purchase a product that is not simple and may be difficult to understand.

What is this product?

Type

iShares Physical Gold ETC (the "ETC") is a series of secured debt securities issued by iShares Physical Metals public limited company (the "Company") that are linked to physical gold. The ETC securities are listed on the London Stock Exchange, are structured as debt securities and are not units in a collective investment scheme.

Objectives

- The ETC securities provide investment exposure to physical gold and are valued based on the London Bullion Market Association (LBMA) gold price.
- The Company holds physical gold. Each ETC security has a metal entitlement ("Metal Entitlement", which is the amount of physical gold backing the ETC security) and its daily value is calculated based on its daily Metal Entitlement. The daily Metal Entitlement can be found on www.ishares.com.
- The return on your investment in the ETC is directly related to the price of gold, less costs (see "What are the costs?" below).
- The ETC securities are listed and traded on the London Stock Exchange. In normal circumstances, investors who are not authorised participants (e.g. select financial institutions) can generally only buy or sell the ETC securities on the secondary market (e.g. via a broker on the London Stock Exchange) at the then prevailing market price. Only authorised participants may buy and sell the ETC securities directly with the Company.
- The relationship between the return on your investment, how it is impacted and the period for which you hold your investment is considered below under "How long should I hold it and can I take money out early?"
- The gold price fluctuates daily and the value of gold is driven by various factors including its rarity, use in industrial processes and its use as an investment commodity. Pricing of precious metals can be impacted by fundamental issues of supply and demand, political and economic situations (especially in precious metal producing countries) and natural disasters. These factors may all affect the value of your investment.
- Your ETC securities are denominated in US dollars, the ETC's base currency.
- The ETC securities are listed and traded in currencies other than the base currency on one or more stock exchanges. The performance of your ETC securities may be affected by this currency difference. In normal circumstances, only authorised participants (e.g. select financial institutions) may deal directly with the Company. Other investors can deal daily through an intermediary on stock exchange(s) on which the ETC securities are traded.

Intended retail investor

The ETC is intended for retail investors with the ability to bear losses up to the amount invested in the ETC. The ETC securities are appropriate for medium to long term investment, though the ETC securities may also be suitable for shorter term exposure (see further below "How long should I hold it and can I take money out early?").

Insurance benefits

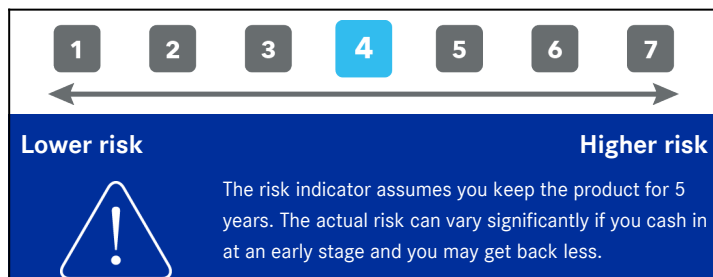
The ETC does not offer any insurance benefits.

Term

The ETC does not have a fixed term of existence, or maturity period, but in certain circumstances an early redemption may occur upon election by the Company or (in the case of a default by the Company) by its trustee, State Street Custodial Services (Ireland) Limited, subject to prior written notice if: (a) the Company exercises its call option at any time by giving 10 days' notice that it is redeeming the ETC securities; (b) certain legal or regulatory changes occur in relation to the Company; (c) the Company is, or there is a substantial likelihood that it will be, required to make a payment in respect of, register for or account for VAT; (d) certain key service providers of the Company resign or their appointment is terminated and no successor has been appointed within 60 days; (e) the Company has defaulted for more than 14 days in a payment or delivery in respect of the ETC securities; (f) the Company does not perform or comply with a material obligation under the terms of the ETC securities or the security deed or trust deed relating to the ETC securities, after the expiry of the relevant grace period; or (g) the Company is subject to liquidation.

What are the risks and what could I get in return?

Risk Indicator



- The summary risk indicator is a guide to the level of risk of this product compared to other products. It shows how likely it is that the product will lose money because of movements in the markets or because we are not able to pay you.
- We have classified this product as 4 out of 7, which is a medium risk class. This classification rates the potential losses from future performance at a medium level, and poor market conditions could affect the value of your investment. This classification is not guaranteed and may change over time and may not be a reliable indication of the future risk profile of this ETC. The lowest category does not mean risk free.

- **Be aware of currency risk.** The currency of this ETC (and/or the trading line of your ETC securities) may be different from that of your country. As you may receive payments in a currency not that of your country, the final return will depend on the exchange rate between these two currencies. This risk is not considered in the indicator shown above.
- The insolvency of certain institutions providing services such as safekeeping of assets may expose the ETC to financial loss.
- This product does not include any protection from future market performance so you could lose some or all of your investment.
- If the ETC is not able to pay you what is owed, you could lose your entire investment.

Performance Scenarios

Investment USD 10,000

Scenarios		1 year	3 years	5 years (Recommended holding period)
		USD	USD	USD
Stress	What you might get back after costs	5,636	6,042	5,139
	Average return each year	-43.6%	-13.2%	-9.7%
Unfavourable	What you might get back after costs	8,832	8,425	8,334
	Average return each year	-11.7%	-5.2%	-3.3%
Moderate	What you might get back after costs	10,349	11,093	11,890
	Average return each year	3.5%	3.6%	3.8%
Favourable	What you might get back after costs	12,142	14,624	16,985
	Average return each year	21.4%	15.4%	14.0%

- This table shows the money you could get back over the next 5 years, under different scenarios, assuming that you invest USD10,000.
- The scenarios shown illustrate how your investment could perform. You can compare them with the scenarios of other products.
- The scenarios presented are an estimate of future performance based on evidence from the past on how the value of this investment varies, and are not an exact indicator. What you get will vary depending on how the market performs and how long you keep the investment/product.
- The stress scenario shows what you might get back in extreme market circumstances, and it does not take into account the situation where we are not able to pay you.
- The figures shown include all the costs of the product itself, but may not include all the costs that you pay to your broker, financial adviser or distributor. The figures do not take into account your personal tax situation, which may also affect how much you get back.

What happens if iShares Physical Metals plc is unable to pay out?

The underlying precious metal of the ETC is held in safekeeping by the Company's Custodian, JPMorgan Chase Bank N.A. London Branch, and/or sub-custodians (appointed by the Custodian). In the event of the insolvency of the Arranger or Trustee, the ETC's underlying metal in the safekeeping of the Custodian and/or sub-custodians will not be affected. In the event of the insolvency of the Custodian or any sub-custodian, the allocated metal held by the Custodian or any sub-custodian in an "Allocated Account" (which is a segregated account in which metal is held in allocated form) for the benefit of the Company for the ETC should be protected as such metal should be identified separately from the assets of the Custodian, any sub-custodian and their other clients. Compensation will not be available under the UK Financial Services Compensation Scheme or any other scheme in the event of insolvency of the Company, Custodian, sub-custodians, Arranger and/or Trustee.

What are the costs?

Costs over time

Investment USD 10,000			
Scenarios	If you cash in after 1 year	If you cash in after 3 years	If you cash in after 5 years
Total costs (USD)	25	81	146
Impact on return (RIY) per year	0.25%	0.25%	0.25%

Presentation of costs

- The Reduction in Yield (RIY) shows what impact the total costs you pay will have on the investment return you might get. The total costs take into account one-off, ongoing and incidental costs.
- The amounts shown here are the cumulative costs of the product itself, for one or more different scenarios. The figures assume you invest USD10,000. The figures are estimates and may change in the future. Please check with your broker, financial adviser or distributor, who may charge you additional costs, for further information regarding their costs and the potential impact on your investment over time.

Composition of costs

This table shows the impact on return per year			
One-off costs	Entry costs	0.00%	The impact of the costs you pay when entering your investment.*
	Exit costs	0.00%	The impact of the costs of exiting your investment when it matures.*
Ongoing costs	Portfolio transaction costs	0.00%	The impact of the costs of us buying and selling underlying investments for the ETC securities.
	Insurance costs	None	The impact of the amount you are paying to buy insurance protection.
	Other ongoing costs	0.25%	The impact of the costs that we take each year for managing your investments.
Incidental costs	Performance fees	0.00%	Performance fees are not charged by the ETC.
	Carried interests	None	The impact of the carried interests.

This table shows the impact each year of the different types of costs on the investment return you might get at the end of the recommended holding period and the meaning of the different cost categories.

- * Not applicable for secondary market investors. Secondary market investors deal directly with authorised participants or via a stock exchange and will pay fees charged by their brokers or authorised participants respectively. Stock exchange fees are publicly available on exchanges on which the shares are listed and traded, or can be obtained from stock brokers. Please refer to your broker, financial adviser or distributor for the actual charges.

How long should I hold it and can I take money out early?

Recommended Holding Period: 5 years

The recommended holding period (RHP) has been calculated in line with the investment strategy of the ETC and the timeframe in which it is expected that it will be possible to achieve the investment objective of the ETC. Any investment should be considered against your specific investment needs and appetite for risk. BlackRock has not considered the suitability or appropriateness of this investment for your personal circumstances. If you are in any doubt about the suitability of the ETC to your needs you should seek appropriate professional advice. You can buy or sell your ETC securities daily on the secondary market through a broker. You may receive less than expected if you cash in earlier than the RHP. The RHP is an estimate and must not be taken as a guarantee or an indication of future performance, return or risk levels. Please contact your broker, financial adviser or distributor for any charges.

How can I complain?

If you are not entirely satisfied with any aspect of the service you have received and you wish to complain, details of our complaints handling process are available at www.ishares.com. Additionally, you can also write to the Investor Services Team, at the Arranger's registered office, **12 Throgmorton Avenue, London, EC2N 2DL** or e-mail us at info@ishares.co.uk.

Other relevant information

The latest version of this document, the ETC's Base Prospectus and the latest annual report and half-yearly reports can be obtained free of charge, in hard copy or electronic form, in English and certain other languages, from the iShares website at www.ishares.com or by calling **0800 917 1770** or from your broker, financial adviser or distributor. The cost, performance and risk calculations included in this KID follow the methodology prescribed by EU rules.

KEY INVESTOR INFORMATION

This document provides you with key investor information about this fund. It is not marketing material. The information is required by law to help you understand the nature and the risks of investing in this fund. You are advised to read it so you can make an informed decision about whether to invest.

KAMES
CAPITAL

Kames Ethical Corporate Bond Fund

a sub-fund of Kames Capital ICVC

Sterling Class B - Accumulation shares (ISIN: GB00B018K352)

This fund is managed by Kames Capital plc. ("the authorised corporate director (ACD)").

Objectives and investment policy

Objective: to provide a combination of income and capital growth over any 7 year period.

Policy: The Fund operates an ethical screen which means that the Fund may not invest in particular industries and sectors. In all cases, the investments of the Fund will meet the Fund's predefined ethical criteria. Set out in Appendix D of the Prospectus.

The Fund will invest at least 80% in a portfolio of investment grade corporate bonds issued anywhere in the world.

Investment grade corporate bonds are bonds issued by companies whose credit rating is deemed to be investment grade, defined as Baa3 or higher by Moody's Investor Services (Moody's) BBB- or higher by Standard & Poor's (S&P) or BBB- or higher by Fitch or its successors or equivalent or, in the case of unrated bonds, are deemed to have an equivalent rating by the ACD.

The Fund may also invest up to 10% in high yield corporate bonds issued anywhere in the world.

High yield corporate bonds are considered by the investment manager to be bonds issued by companies whose credit rating is defined as Ba1 by Moody's or below or BB+ by Standard and Poor's or below, or non-rated debt instruments deemed by the ACD to be of similar credit quality.

Bond investments will be denominated in Sterling.

The Fund is actively managed and the ACD adjusts the Fund's credit exposure and duration (interest rate risk) based on an analysis of the prevailing economic and market conditions.

Subject to its custom-defined ethical criteria, the Fund will also seek to achieve diversification across individual issuers and sectors when constructing the portfolio.

To the extent that the Fund is not fully invested as set out above, the Fund may also invest in other transferable securities, collective investment schemes (up to 10% of Net Asset Value and which may include schemes managed by the ACD or its affiliates), money market instruments, deposits and cash and near cash. It is intended that investment in any other collective investment schemes will be predominately in approved money market instruments.

Other information

You can buy, sell or exchange the Fund's shares on any business day (see 'Dealing Day' in the Prospectus Definitions for more information).

Income the Fund receives will be reinvested and automatically reflected in the value of your shares.

The Fund is not managed in reference to any index or benchmark. It is expected that the Fund will be held as part of a diversified portfolio which may include other assets such as bonds, equities, property and cash.

Risk and reward profile

1	2	3	4	5	6	7
Lower risk / potentially lower rewards			Higher risk / potentially higher rewards			

The risk/reward profile shows the risk of investing in the Fund, based on the rate at which its value has changed in the past. This Fund has the above risk/reward rating because bond prices can be affected by political or economic events, changes in exchange rates, and changes in interest rates.

The Fund's category is not guaranteed and may change over time. It is calculated using historical data, which may not be a reliable indication for the future. Category 1 does not mean 'risk free'.

The following risks, which are not, or are not fully, reflected in the risk/reward profile are also relevant to the Fund:

Credit: An issuer of bonds may be unable to make payments due to the Fund (known as a default). The value of bonds may fall as default becomes more likely. Both default and expected default may cause the Fund's value to fall. High yield bonds generally offer higher returns because of their higher default risk and investment grade bonds generally offer lower returns because of their lower default risk.

Liquidity: The Fund's value may fall if bonds become more difficult to trade or value due to market conditions or a lack of supply and demand. This risk increases where the Fund invests in high yield bonds.

Interest Rate Risk: Bond values are affected by changes in interest rates. When interest rates rise, the value of the Fund is likely to fall.

Full details of risks are disclosed in the section 'Risk Factors' in the Prospectus.

Charges

The charges you pay are used to pay the costs of running the Fund, including the costs of marketing and distributing it. These charges reduce the potential growth of your investment.

One-off charges taken before or after you invest

Entry charge	0.00%
Exit charge	0.00%

This is the maximum that might be taken out of your money before it is invested / before the proceeds of your investment are paid out.

Charges taken from the fund over a year

Ongoing charges	0.49%
-----------------	-------

Charges taken from the fund under certain specific conditions

Performance fee	None
-----------------	------

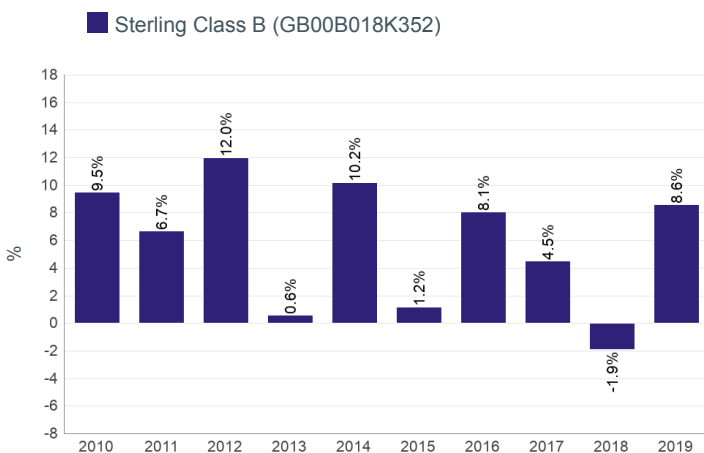
The entry and exit charges shown are the maximum figures, and in some cases you may pay less. You can find out specific charges which apply to your investment by contacting your financial adviser, distributor, or by contacting us using the details given in the Practical Information section.

The ongoing charge is based on expenses for the year to 31 January 2020. This figure may vary from year to year. It excludes any portfolio transaction costs (except in the case of an entry/exit charge paid by the Fund when buying and selling shares in another fund).

Switches or Conversion: 1st 4 in any calendar year are free, and subject to a charge of 1.5% on each transaction thereafter.

More detailed information on charges can be found in the 'Fees and Expenses' section of the Prospectus.

Past performance



Source: Lipper

Past performance is not a guide to future performance.

Fund launch date: 28 April 2000

Share class launch date: 03 June 2004

Performance is calculated in GBP.

The past performance calculation does not take into account the entry and exit charges but does take into account the ongoing charge, as shown in the 'Charges' section.

Source: Lipper

Practical information

Kames Capital ICVC is a UCITS scheme structured as an umbrella company with various sub-funds, with segregated liability between sub-funds. This document describes one sub-fund of the UCITS; the Prospectus and the Report and Accounts are prepared for the entire UCITS.

You can exchange your holdings into another share class of the Fund, or another sub-fund of the UCITS, at any time. More detailed information on exchanging can be found in the 'Buying, Redeeming, Switching and Conversion of Shares' section of the Prospectus.

The assets and liabilities of the Fund are segregated by law. Accordingly, the assets of this Fund belong exclusively to it and may not be used to meet the liabilities of, or claims against, any other fund within the Kames Capital ICVC. Any liability incurred on behalf of, or attributable to, the Fund shall be discharged solely out of the assets of the Fund.

The depositary is Citibank Europe plc, UK Branch.

The prices of shares will be published daily on our website (www.kamescapital.com).

Further information about the Fund and copies of the Prospectus and the latest Annual and Semi-Annual Report and Accounts can be obtained, free of charge, on our website (www.kamescapital.com) or by calling 0800 358 3009. These documents are available in English.

You should be aware that tax legislation in the UK (where the Fund is authorised) may have an impact on your personal tax position.

Kames Capital plc may be held liable solely on the basis of any statement contained in this document that is misleading, inaccurate or inconsistent with the relevant parts of the Prospectus.

Details of the up to date remuneration policy of Kames Capital plc ("the Company") including but not limited to, a description of how remuneration and benefits are calculated, the identity of persons responsible for awarding the remuneration and benefits, are available at www.kamescapital.com. A paper copy will be available free of charge upon request at the registered office of the Company.

Key Investor Information

This document provides you with key investor information about this fund. It is not marketing material. The information is required by law to help you understand the nature and the risks of investing in this fund. You are advised to read it so you can make an informed decision about whether to invest.

Legal & General Ethical Trust

Class I Accumulation - ISIN: GB00B0CNH940

The authorised fund manager of the Fund is Legal & General (Unit Trust Managers) Limited.

OBJECTIVES AND INVESTMENT POLICY

- The objective of the Fund is to provide growth by tracking the performance of the FTSE 350 Index (the "Index"), excluding shares of companies whose business does not meet a range of ethical and environmental guidelines ("ethical screening methodology") determined by an external agency chosen by the Manager. This objective is after the deduction of charges and taxation.
 - The Fund will invest in assets that are included in the Index.
 - The Index is comprised of shares in the largest 350 companies in the UK stock market.
 - The Fund will not have exposure to the shares of companies in the Index that are excluded by the ethical screening methodology.
 - The Fund replicates as closely as possible the constituents of the Index, less those constituents excluded by the ethical screening methodology, by holding all, or substantially all, of the remaining shares in companies in the Index in similar proportions to their weightings in the Index.
 - The Fund may also invest in shares in companies which are reasonably expected to become part of the Index in the near future or are an alternative to a constituent of the Index, money market instruments (such as treasury bills), cash, deposits and collective investment schemes including those managed or operated by the Manager or an associate of the Manager.
 - The Fund may use derivatives (contracts which have a value linked to the price of another asset) to:
 - reduce risk or cost; or
 - generate additional capital or income with no, or an acceptably low, level of risk.
 - A summary of the methodology and the list of companies excluded is available in the document "Who's in and Who's out" on: <https://fundcentres.igim.com/uk/ad/fund-centre/Unit-Trust/Ethical-Trust>
- Other information:**
- The Fund is passively managed as it tracks the Index, less those constituents that are excluded by the ethical screening criteria.
 - Your units will be accumulation units. Income from the Fund's investments (dividends) will be reinvested back into the value of your units.
 - You can buy or sell units in this Fund on any business day. You need to contact us with your instruction before 12 noon. This is the time we calculate unit prices for this Fund. If you contact us after 12 noon, the units will be bought or sold at the next business day's price.
 - The Fund's base currency is denominated in sterling (British pounds).
 - This Fund may be suitable for investors looking for growth from an investment in UK company shares that confirm to a range of Ethical and Environmental guidelines.
 - Although investors can take their money out at any time, this Fund may not be appropriate for those who plan to withdraw their money within five years.
 - This Fund is not designed for investors who cannot afford more than a minimal loss of their investment.
 - If you do not understand this document we recommend you seek additional information to help you decide if this Fund is right for you.

RISK AND REWARD PROFILE

Lower risk ← Higher risk
Potentially lower rewards ← Potentially higher rewards

1	2	3	4	5	6	7
---	---	---	---	---	---	---

- The Risk and Reward Indicator table demonstrates where the Fund ranks in terms of its potential risk and reward. The higher the rank the greater the potential reward but the greater the risk of losing money. It is not guaranteed to remain the same and may change over time. It is based on historical data and may not be a reliable indication of the future risk profile of the Fund. The shaded area in the table above shows the Fund's ranking on the Risk and Reward Indicator.
- The Fund is in category 5 because it invests in company shares which are sensitive to variations in the stock market. The value of company shares can change substantially over short periods of time. Company shares are generally considered to be higher risk investments than bonds or cash.
- Even a fund in the lowest category is not a risk free investment.
- The value of your investment may fall as well as rise and is not guaranteed. You might get back less than you invest.
- Further information on the risks of investing in this fund is contained in the Prospectus available at www.legalandgeneral.com/reports.

The risk and reward indicator may not take account of the following risks of investing in the Fund:

- The Fund could lose money if any institutions providing services such as acting as counterparty to derivatives or other instruments, becomes unwilling or unable to meet its obligations to the Fund.
- Derivatives are highly sensitive to changes in the value of the asset on which they are based and can increase the size of losses and gains.
- The Fund may have underlying investments that are valued in currencies that are different from GBP. Exchange rate fluctuations will impact the value of your investment. Currency hedging techniques may be applied to reduce this impact but may not entirely eliminate it.

CHARGES

The charges you pay are used to pay the costs of running the Fund, including the costs of marketing and distributing it. These charges reduce the potential return from your investment.

One-off charges taken before or after you invest

Entry charge 0.00%*

Exit charge 0.00%*

This is the maximum that might be taken out of your money before it is invested.

*The Fund also incurs a unit price spread. See opposite.

Charges taken from the fund over a year

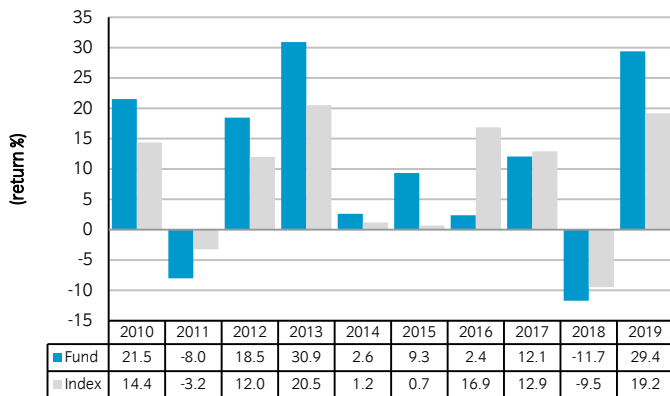
Ongoing charge 0.31%

Charges taken from the fund under certain specific conditions

Performance fee None

- There are no entry or exit charges.
 - The ongoing charges figure is based on the latest available expenses at December 2019. This figure may vary from year to year.
 - This Fund's ongoing charges include any charges made by any other funds it may invest in. They exclude portfolio transaction costs.
 - The ongoing charges are taken from the income of the Fund.
- Other costs:**
- **Unit price spread:** each day there are two prices for this Fund: a higher price you pay to buy units and a lower price you receive when you sell units. The Fund manager calculates these prices. The difference between these prices is called the 'spread'.
 - The spread is separate to the ongoing charges shown in this section.
 - This Fund's spread reflects the difference between the buying and selling prices of the assets it holds and costs associated with buying and selling the assets. The spread can change at any time and by any amount. As an example, the buying price for units in this Fund was 0.66% higher than the selling price at January 2020.
 - For more information about charges and costs, please see the charges and expenses section in the Fund's Prospectus, or visit our website at legalandgeneral.com/chargesandfees.

PAST PERFORMANCE



- Past performance is not a guide to future performance.
- The figures for the Fund take into account the ongoing charges and assume income (after any tax) is reinvested.
- The performance has been calculated in Sterling (British Pounds).
- The Fund will not replicate the performance of the Index perfectly. This is due to the removal of companies that do not meet the Fund's objective in addition to the expenses, tax and transaction costs incurred by the Fund, which are not included in the Index.
- The annual return is for a 12 month period ending 31 December.
- The Fund launched in 1999.
- This unit class launched in 2005.

PRACTICAL INFORMATION

- The trustee and depositary is Northern Trust Global Services SE, UK Branch.
- You can obtain further information about the Fund including copies of its prospectus and the latest annual and semi-annual reports at www.legalandgeneral.com/reports. Paper copies of these documents are also available from: Legal & General Investments, PO Box 6080, Wolverhampton WV1 9RB. We provide documents free of charge and in English.
- Further information about investing, and how to make a complaint is available from www.legalandgeneral.com/guide.
- Investors can get other practical information, including the latest prices, spreads and details of any other unit classes that are available, by calling us on **0370 050 0955** Monday to Friday between 8.30am and 6.00pm. Call charges will vary.
- This Fund is subject to the tax legislation of the United Kingdom, which may have an impact on each investor's personal tax position.
- Legal & General (Unit Trust Managers) Limited may be held liable solely on the basis of any statement contained in this document that is misleading, inaccurate or inconsistent with the relevant parts of the Prospectus for the Fund.
- You can find details of our Remuneration Policy at www.lgim.com/remuneration. You can also request a paper copy free of charge. The Policy includes details of our Remuneration Committee and how remuneration and benefits are calculated.
- The Index is administered by FTSE International Limited who are listed on the register of administrators and benchmarks maintained by ESMA.

Key Investor Information

This document provides you with key investor information about this fund. It is not marketing material. The information is required by law to help you understand the nature and the risks of investing in this fund. You are advised to read it so you can make an informed decision about whether to invest.

Legal & General Global Real Estate Dividend Index Fund Class I Accumulation - ISIN: GB00BYW7CN38

The authorised fund manager of the Fund is Legal & General (Unit Trust Managers) Limited.

OBJECTIVES AND INVESTMENT POLICY

- The objective of the fund is to provide a combination of income and growth by tracking the performance of the FTSE EPRA Nareit Developed Dividend Plus Index (the "Index"). This objective is after the deduction of charges and taxation.
 - The Index is comprised of shares in income producing real estate holding & development companies and real estate investment trusts (known as REITs) that have a 1 year forecast dividend yield of at least 2% in accordance with the index provider's methodology.
 - The Fund seeks to replicate the Index and its investments will closely match those that make up the Index.
 - The Fund will have at least 90% exposure to assets that are included in the Index.
 - The Fund may also invest in money market instruments (such as treasury bills), cash, deposits, shares in companies which are reasonably expected to become part of the Index in the near future or are an alternative to a constituent of the Index and collective investment schemes, including those managed or operated by the Manager or an associate of the Manager.
 - The Fund may use derivatives (contracts which have a value linked to the price of another asset) to:
 - reduce risk or cost; or
 - generate additional capital or income with no, or an acceptably low, level of risk.
- Other information:**
- The Fund is passively managed as it tracks the Index.
 - Your units will be accumulation units. Income from the Fund's investments (dividends) will be reinvested back into the value of your units.
 - You can buy or sell units in this Fund on any business day. You need to contact us with your instruction before 3.00pm. This is the time we calculate unit prices for this Fund. If you contact us after 3.00pm, the units will be bought or sold at the next business day's price.
 - The Fund's base currency is denominated in sterling (British pounds).
 - This Fund may be suitable for investors looking for income and growth by tracking the Global Real Estate Dividend market as represented by the Index.
 - Although investors can take their money out at any time, this Fund may not be appropriate for those who plan to withdraw their money within five years.
 - This Fund is not designed for investors who cannot afford more than a minimal loss of their investment.
 - If you do not understand this document we recommend you seek additional information to help you decide if this Fund is right for you.

RISK AND REWARD PROFILE



1	2	3	4	5	6	7
---	---	---	---	---	---	---

- The Risk and Reward Indicator table demonstrates where the Fund ranks in terms of its potential risk and reward. The higher the rank the greater the potential reward but the greater the risk of losing money. It is not guaranteed to remain the same and may change over time. It is based on historical data and may not be a reliable indication of the future risk profile of the Fund. The shaded area in the table above shows the Fund's ranking on the Risk and Reward Indicator.
- The Fund is in category 5 because it invests in a mixture of property company shares and REITs. Company shares are sensitive to variations in the stock market and their value can change substantially over short periods of time. REITs are sensitive to variations in the value of the underlying properties and rental income. Company shares and REITs are generally considered to be higher risk investments than bonds or cash.
- Even a fund in the lowest category is not a risk free investment.
- The value of your investment may fall as well as rise and is not guaranteed. You might get back less than you invest.
- Further information on the risks of investing in this fund is contained in the Prospectus available at www.legalandgeneral.com/reports.

The risk and reward indicator may not take account of the following risks of investing in the Fund:

- The Fund could lose money if any institutions providing services such as acting as counterparty to derivatives or other instruments, becomes unwilling or unable to meet its obligations to the Fund.
- Derivatives are highly sensitive to changes in the value of the asset on which they are based and can increase the size of losses and gains.
- Most of the fund holds investments from a particular market sector, that of property company shares and REITs. Funds like this can be more volatile than funds that invest across many market sectors. This is because the value of the fund can go up and down more often and by larger amounts than funds that are spread more widely, especially in the short term.
- The fund invests in property companies and REITs. These investments tend to be more volatile than investing directly in property because they can go up and down in value more often and by larger amounts, especially in the short term.
- These risks may increase with market uncertainty and it could become even less easy for your fund to buy and sell investments. If this happens, the value of your fund may fall and in extreme circumstances this may also force a delay in buying and selling your investment in the fund, which may mean you have to wait for your money to be invested or returned. The fund can only delay paying out if it is in the interests of all investors and with the permission of the fund trustee or depositary.
- The Fund may have underlying investments that are valued in currencies that are different from GBP. Exchange rate fluctuations will impact the value of your investment. Currency hedging techniques may be applied to reduce this impact but may not entirely eliminate it.
- We may take some or all of the ongoing charges from the Fund's capital rather than the fund's income. This increases the amount of income, but it reduces the growth potential and may lead to a fall in the value of the Fund.

CHARGES

The charges you pay are used to pay the costs of running the Fund, including the costs of marketing and distributing it. These charges reduce the potential return from your investment.

One-off charges taken before or after you invest

Entry charge 0.00%*

Exit charge 0.00%*

This is the maximum that might be taken out of your money before it is invested.

*The Fund also incurs a unit price spread. See opposite.

Charges taken from the fund over a year

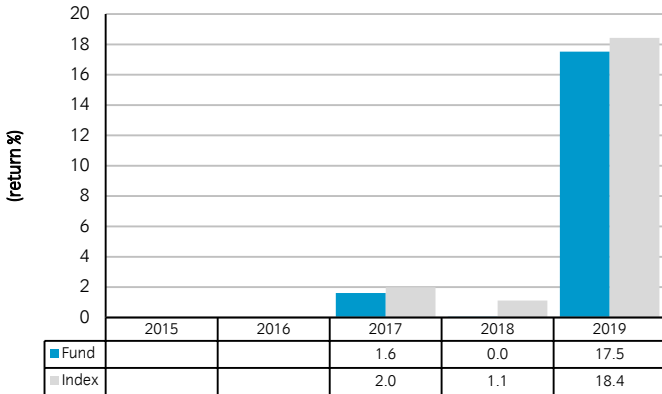
Ongoing charge 0.20%

Charges taken from the fund under certain specific conditions

Performance fee None

- There are no entry or exit charges.
 - The ongoing charges figure is based on the latest available expenses at December 2019. This figure may vary from year to year.
 - This Fund's ongoing charges include any charges made by any other funds it may invest in. They exclude portfolio transaction costs.
 - The ongoing charges are taken from the capital of the Fund.
- Other costs:**
- **Unit price spread:** on any day, the prices for buying or selling units in this Fund are the same. However, there are maximum and minimum prices we can charge for units, reflecting the difference between the buying and selling prices of the assets in the Fund and costs associated with buying and selling the assets. From day to day we will set the unit price between the maximum and minimum depending on whether money is coming into or leaving the Fund.
 - The difference between the maximum and minimum price, which is the most the price can change, can vary but as an example, the maximum price for units in this Fund was 0.32% higher than the minimum price at January 2020.
 - For more information about charges and costs, please see the charges and expenses section in the Fund's Prospectus, or visit our website at legalandgeneral.com/chargesandfees.

PAST PERFORMANCE



- Past performance is not a guide to future performance.
- The figures for the Fund take into account the ongoing charges and assume income (after any tax) is reinvested.
- The performance has been calculated in Sterling (British Pounds).
- The Fund will not replicate the performance of the Index perfectly due to the expenses, tax and transaction costs incurred by the Fund, which are not included in the Index. The annual return is for a 12 month period ending 31 December.
- The annual return is for a 12 month period ending 31 December.
- The Fund launched in 2016.
- This unit class launched in 2016.

PRACTICAL INFORMATION

- The trustee and depositary is Northern Trust Global Services SE, UK Branch.
- You can obtain further information about the Fund including copies of its prospectus and the latest annual and semi-annual reports at www.legalandgeneral.com/reports. Paper copies of these documents are also available from: Legal & General Investments, PO Box 6080, Wolverhampton WV1 9RB. We provide documents free of charge and in English.
- Further information about investing, and how to make a complaint is available from www.legalandgeneral.com/guide.
- Investors can get other practical information, including the latest prices, spreads and details of any other unit classes that are available, by calling us on **0370 050 0955** Monday to Friday between 8.30am and 6.00pm. Call charges will vary.
- This Fund is subject to the tax legislation of the United Kingdom, which may have an impact on each investor's personal tax position.
- Legal & General (Unit Trust Managers) Limited may be held liable solely on the basis of any statement contained in this document that is misleading, inaccurate or inconsistent with the relevant parts of the Prospectus for the Fund.
- You can find details of our Remuneration Policy at www.lgim.com/remuneration. You can also request a paper copy free of charge. The Policy includes details of our Remuneration Committee and how remuneration and benefits are calculated.
- The Index is administered by FTSE International Limited who are listed on the register of administrators and benchmarks maintained by ESMA.

This document provides you with key investor information about this Fund. It is not marketing material. The information is required by law to help you understand the nature and the risks of investing in this Fund. You are advised to read it so you can make an informed decision about whether to invest.

Liontrust UK Ethical Fund is a sub-fund of the Liontrust Sustainable Future ICVC and categorised as a UCITS scheme. This document is based upon Retail class units (2 Acc Class) (ISIN: GB00B8HCSD36). This Fund is managed by Liontrust Fund Partners LLP, a subsidiary of Liontrust Asset Management PLC.

Objective

- The Fund aims to deliver capital growth over the long-term (5 years or more).

Policy

- The Fund will invest in companies which are incorporated, domiciled or conduct significant business in the United Kingdom (UK). All investments will be expected to conform to our social and environmental criteria.
- The Fund will typically invest 95% (minimum 80%) of its assets in equities or equity related derivatives but may also invest in collective investment schemes (up to 10% of Fund assets), corporate debt securities, other transferable securities, money market instruments, warrants, cash and deposits.
- The Fund is permitted to use derivatives for the purposes of efficient portfolio management and for investment purposes.

Recommendation

- This Fund may not be appropriate for investors who plan to withdraw their money within 5 years.

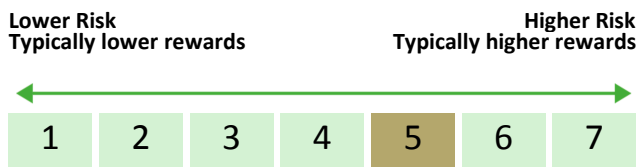
How to buy

- You may buy or sell shares on a daily basis (but not weekends or Bank Holidays). Orders must be received by 11:59am for execution at 12:00 midday valuation point on the same day. Further details can be found at www.liontrust.co.uk.

Investment process

- The process starts with a thematic approach in identifying the key structural trends that will shape the global economy of the future. We currently invest in three transformative trends (Better Resource Efficiency; Improved Health; and Greater Safety and Resilience) and 20 themes within these trends such as technological and medical advancements.
- The team then invests in well run companies whose products and operations capitalise on these transformative changes.
- While themes are at the heart of the investment idea generation, there are three further criteria all potential holdings have to satisfy:
 - Broader sustainability of the company: While a company might have significant exposure to a theme, the team has to check how sustainable the rest of its activities are.
 - Business fundamentals: The team assesses a company's ability to generate high returns on equity. This includes analysis of the competitive dynamics facing the business and the resilience of its advantages versus competitors.
 - Financial modelling and valuation assessment: This information is used to construct financial models detailing the revenue, margin and earnings progression the company is likely to deliver over the next five years.
- Among the team's key differentiators is the fact that all the sustainable elements are integrated within a single team. Every team member is responsible for all aspects of financial and ESG relating to an investment decision. This means the team engages with companies across a broad range of issues relating to stages in their process, including screening criteria, sustainable investment themes and company specific ESG issues.

Risk and reward profile



- This Synthetic Risk and Reward Indicator (SRRI) is based on historical data and may not be relied upon to gauge the future risk profile of the Fund.
- The SRRI shown is not guaranteed to remain the same and may shift over time.
- The lowest category (1) does not mean 'risk free'.
- The Fund's risk and reward category has been calculated using the methodology set by the European Commission. It is based upon the rate by which the Fund or a representative fund or index's value has moved up and down in the past.
- The Fund is categorised 5 primarily because of its exposure to UK equities.
- The SRRI may not fully take into account the following risks:
 - that a company may fail thus reducing its value within the Fund;
 - any company which has high overseas earnings may carry a higher currency risk;
- The Fund may, under certain circumstances, make use of derivative instruments but it is not intended that their use will materially affect volatility.
- The Fund may invest in companies listed on the Alternative Investment Market (AIM) which is primarily for emerging or smaller companies. The rules are less demanding than those of the official List of the London Stock Exchange and therefore companies listed on AIM may carry a greater risk than a company with a full listing.
- The Fund will invest in smaller companies and may invest a small proportion (less than 10%) of the Fund in unlisted securities. There may be liquidity constraints in these securities from time to time, i.e. in certain circumstances, the fund may not be able to sell a position for full value or at all in the short term. This may affect performance and could cause the fund to defer or suspend redemptions of its shares.
- Counterparty risk: any derivative contract, including FX hedging, may be at risk if the counterparty fails.
- For full details of the Fund's risks, please see the prospectus which may be obtained from Liontrust (address overleaf) or online at www.liontrust.co.uk.

Charges for this fund

- The charges you pay are used to pay the costs of running the Fund, including the costs of marketing and distributing it. These charges reduce the potential growth of your investment.

One-off charges taken before or after you invest

Entry charge	None
Exit charge	None

- This is the maximum that might be taken out of your money before it is invested.

Charges taken from the Fund over the year

Ongoing charges	0.83%
-----------------	-------

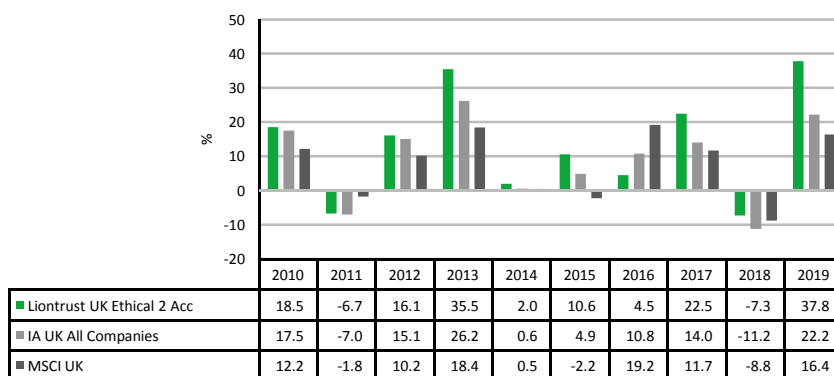
Charges taken from the Fund under certain specific circumstances

Performance fee	None
-----------------	------

- The entry and exit charges** shown are maximum figures. In some cases you might pay less – you can find this out from your financial adviser or fund platform if you are not using a financial adviser.
- The ongoing charges** figure is based on expenses as at 31 December 2019. This figure may vary from year to year. It excludes:
 - portfolio transaction costs, except in the case of an entry/exit charge paid by the UCITS when buying or selling units/shares in another collective investment undertaking.
- For more information about charges, please see the Charges and Expenses section of the Fund's prospectus, which is available electronically at www.liontrust.co.uk.

Past performance

- Past performance is not a guide to future performance. It has been calculated on the basis that any distributable income of the Fund has been reinvested. The past performance shown in the chart takes into account all charges except entry and exit charges.
- The Fund launched on 10 May 1999.
- The 2 Acc share class was launched on 10 May 1999.
- The base currency of the Fund is pounds sterling.
- The Fund is considered to be actively managed in reference to the benchmark(s) in the performance table by virtue of the fact that it uses the benchmark(s) for performance comparison purposes. The benchmark(s) are not used to define the portfolio composition of the Fund and the Fund may be wholly invested in securities which are not constituents of the benchmark.



Practical information

Authorisation	This Fund is authorised in the UK and regulated by the Financial Conduct Authority.
Depository	Bank of New York Mellon (International) Ltd.
Investment Adviser	Liontrust Investment Partners LLP.
Further information	Copies of the prospectus and the latest annual and half-yearly reports, which are the primary source of additional information, are available, without charge, from Liontrust Fund Partners LLP, 2 Savoy Court, London, WC2R, 0EZ. They are also available electronically at www.liontrust.co.uk .
Taxation	UK tax legislation may have an impact upon your own personal tax position.
Fund prices and other information	The Fund's last published price is available from Liontrust Fund Partners LLP at www.liontrust.co.uk or by writing to us at 2 Savoy Court, London, WC2R 0EZ or by telephoning 0344 892 0349 during business hours (9.00am – 5.00pm).
Remuneration	Information on the current remuneration policy of the Fund, including a description of how remuneration and benefits are calculated and the identity of persons responsible for awarding the remuneration and benefits, is available at www.liontrust.co.uk . A paper copy of this information is available free of charge upon request from Liontrust Fund Partners LLP at 2 Savoy Court, London, WC2R 0EZ.

This document provides you with key investor information about this fund. It is not marketing material. The information is required by law to help you understand the nature and the risks of investing in this fund. You are advised to read it so you can make an informed decision about whether to invest.

Royal London Emerging Markets ESG Leaders Equity Tracker Fund (Accumulation - Class Z Shares)

A sub-fund of Royal London Equity Funds ICVC ISIN: GB00BZ8FWL65
 Managed by Royal London Unit Trust Managers Limited

Objectives and investment policy

Objective The Fund's investment objective is to deliver over the long term (at least 7 years), the capital growth and income of the MSCI Emerging Markets ESG Leaders Net Return Index (expressed in GBP) (the "Index"). This is carried out principally by matching the performance of the Index, which is made up of companies that have the highest environmental, social and governance (ESG) performance in each sector of the wider MSCI Emerging Markets Net Return Index.

Policy The Fund will invest at least 70% of its assets in shares of companies that belong to the Index.

The Fund uses an optimised portfolio approach aimed at maximising return while controlling risk. This means that, while the Fund aims largely to replicate the composition of the Index, the manager may decide not to hold all constituents of the Index, particularly if they have poor liquidity (where the money invested is not easily accessible), or if they are expensive to trade. The manager may also choose not to hold constituents in the exact benchmark weights of the Index.

The Fund is permitted to invest in shares that were once held in the index, but have since been replaced. The Fund may also invest up to 10% in other funds, known as collective investment schemes.

The fund may also obtain limited indirect exposure to emerging markets by investing in American Depositary Receipts, American Depositary Shares, Global Depositary Receipts and Global Depositary Shares, which are listed or traded on stock exchanges and regulated markets outside of emerging markets. The Fund may also obtain exposure to emerging markets by investing in Participatory Notes.

A limited amount of the Fund's assets may also be invested in other transferable securities (including government and public securities), cash and money-market instruments.

Investments that derive their value from another closely related underlying investment (known as derivatives) are also permitted. These will be used for efficient portfolio management purposes (EPM) only.

Recommendation The Fund may not be appropriate for investors who plan to withdraw their money within 5 years.

Other information The funds or securities referred to herein are not sponsored, endorsed, or promoted by MSCI, and MSCI bears no liability with respect to any such funds or securities or any index on which such funds or securities are based. The Prospectus contains a more detailed description of the limited relationship MSCI has with Royal London and any related funds.

Concepts to understand

Efficient Portfolio Management A list of approved investment techniques, including the use of derivatives, used to protect against excessive risk, reduce cost or generate extra income or growth.

You can buy and sell your shares on each working day, except public holidays, at 12:00 noon if you tell us before 12:00 noon that you want to do so.

Instructions received after 12:00 noon will be processed at 12:00 noon on the following working day.

Other share classes may be available as described in the Prospectus. If this is an income share class, any income will be paid out to you. If this is an accumulation share class, any income will be reinvested in the Fund.

Risk and reward profile



Typically lower rewards

Typically higher rewards

The fund is shown in risk category 6 because its simulated price has shown a high level of volatility historically. The SRRI was calculated using some synthetic data and may not be a reliable indication of the future risk profile. As an investment, shares are typically more volatile than money market instruments and bonds.

The risk and reward indicator is not a measure of the expected rise or fall in capital but shows how sharply the Fund's share price has gone up and down historically.

A fund whose share price has experienced sharp or large increases or decreases will sit in a higher risk category, whereas a fund whose share price has experienced small or gradual increases or decreases will sit in a lower risk category.

The indicator is calculated using a standard methodology that is used by all companies offering such funds in Europe.

The risk/reward indicator is an estimate and not a guarantee. Going forward, the Fund's actual volatility could be higher or lower, and its rated risk/reward profile could change. The lowest risk category does not mean the investment is risk free.

The risk indicator does not adequately capture the following risks, which are materially relevant to the Fund:

Exchange Rate Risk Investing in assets denominated in a currency other than the base currency of the Fund means the value of the investment can be affected by changes in exchange rates.

Liquidity Risk In difficult market conditions the value of certain fund investments may be less predictable than normal. In some cases this may make such investments harder to sell at the last quoted market price, or at a price considered to be fair. Such conditions could result in unpredictable changes in the value of your holding.

Emerging Markets Risk Investing in Emerging Markets may provide greater rewards but carries greater risk due to the possibility of high volatility, low liquidity, high currency fluctuation, the adverse effect of social, political and economic instability, weak supervisory structures and weak accounting standards.

For more about fund risks, see the "Risk Factors" section in the Prospectus (www.rlam.co.uk/Home/Individual-Investor/Fund-Performance--Prices/)

Charges

The charges you pay are used to pay the costs of running the Fund, including the costs of marketing and distributing the Fund. These charges reduce the potential growth of the investment.

One-off charges taken before or after you invest:

Entry charge	None
--------------	------

Exit charge	None
-------------	------

Charges taken from the fund over a year:

Ongoing charge	0.35%
----------------	-------

Charges taken from the fund under specific conditions:

Performance fee	None
-----------------	------

The entry and exit charge is the maximum that might be taken out of your money before it is invested or before the proceeds of your investment are paid out.

Ongoing charge is based on the Fund Management Fee (FMF), which is the periodic fee paid to the ACD to cover the expenses of the Fund. This figure does not include portfolio transaction costs. Ongoing charges are the same for all investors in the share class.

For more about charges, see the expenses section in the full Prospectus and supplement (www.rlam.co.uk/Home/Individual-Investor/Fund-Performance--Prices/)

Past performance

The graph shows fund performance over the past 5 years where available. The figure for a given year shows how much the Fund increased or decreased in value during that year. These results reflect ongoing charges taken from the Fund, but do not reflect any entry charges you might have to pay.

The Fund was launched on 12 June 2017 and the share class on 5 March 2018.

On 1 February 2019, the Fund's objective and policy were updated to reflect the Fund's tracking of the net total return of the benchmark. The past benchmark performance shown in the chart prior to this date displays the capital return of the Fund's benchmark.

The Royal London Emerging Markets ESG Leaders Equity Tracker Fund (Accumulation - Class Z Shares) in GBP



Past performance is not a guide to future performance and may not be repeated. The value of investments may go down as well as up and you may not get back the amount you originally invested. The chart shows performance in British pounds after the ongoing charges and the portfolio transaction costs have been paid. Entry and exit charges are excluded from calculations of past performance.

Practical information

Depository: HSBC Bank plc

Additional Information: This Key Investor Information Document (KIID) may not contain all the information you need. For additional information on this fund (including the Supplementary Information Document), on other share classes of this fund and on other funds, or to obtain a free copy of the Fund's Prospectus or the annual and semi-annual shareholder reports, call the information line or write to the registered office, details of which are below. Alternatively, visit www.rlam.co.uk. The Prospectus and shareholder reports are in English.

This document describes one share class of the Fund. The Prospectus and annual and semi-annual shareholder reports are prepared for the entire fund across all share classes.

For fund performance and most recent share price, visit www.rlam.co.uk.

Should you wish to switch share classes or funds, please see the "Switching" section of the Prospectus for details.

Tax: Investors should note that the tax legislation that applies to the Fund may have an impact on the personal tax position of their investment in the Fund. Contact your adviser to discuss tax treatment, suitability of this investment, and other questions.

Notices: Royal London Unit Trust Managers Limited may be held liable solely on the basis of any statement contained in this document that is misleading, inaccurate or inconsistent with the relevant parts of the Prospectus for the UCITS.

The Fund is a sub-fund of Royal London Equity Funds ICVC (a UCITS umbrella company). The prospectus and long reports (shareholder reports) are prepared for the entire company. The assets and liabilities of each sub-fund are segregated by law. Therefore, the assets of the Fund belong exclusively to it and are not available to meet the liabilities of any other fund of Royal London Equity Funds ICVC.

The Fund is authorised in the United Kingdom and regulated by the Financial Conduct Authority (FCA).

Details of the Company's remuneration policy are available at www.rlam.co.uk including: (a) a description of how remuneration and benefits are calculated; and (b) the identities of persons responsible for awarding remuneration and benefits. A paper copy of these details may be obtained, free of charge, on request from the Company, at the address below.

Address: Royal London Asset Management
55 Gracechurch Street, London EC3V 0RL

Telephone: 03456 04 04 04

Website: www.rlam.co.uk

A member of the Investment Association

Publication Date: This Key Investor Information is accurate as at 19 February 2020

This document provides you with key investor information about this fund. It is not marketing material. The information is required by law to help you understand the nature and the risks of investing in this fund. You are advised to read it so you can make an informed decision about whether to invest.

Royal London Investment Grade Short Dated Credit Fund (Income - Class Z Shares)

A sub-fund of Royal London Bond Funds ICVC ISIN: GB00BYQTH296
Managed by Royal London Unit Trust Managers Limited

Objectives and investment policy

Objective The Fund's investment objective is to achieve a total return over the medium term (3–5 years) by investing at least 80% in investment-grade bonds. Of these, at least 70% will be short-dated (bonds that will reach maturity within five years). Prior to investment, the Fund's holdings are subject to predefined ethical criteria.

The Fund's performance target is to outperform, after the deduction of charges, the ICE Bank of America Merrill Lynch 1–5 Year Sterling Non-Gilt Index (the "Index") by 0.25% over rolling 3-year periods. For further information on the Fund's index, please refer to the Prospectus. The Fund is actively managed.

Policy At least 80% of the Fund will be invested in investment grade bonds of companies and other organisations (known as corporate bonds) that are listed in sterling. Of these, at least 70% will have a maturity of less than five years. Floating rate notes, asset-backed securities, supranational bonds and agency bonds are included in this segment of the Fund.

The remainder of the Fund may be invested in a range of securities, including UK Government bonds and the bonds of companies and other organisations that are listed in a currency other than sterling. Bonds with a maturity greater than five years are also allowed. The Fund's bond holdings will typically be investment-grade bonds. The Fund may also invest in preference shares. A limited amount of the Fund's assets may be invested in other transferable securities.

The Fund's bond holdings are also subject to predefined ethical criteria, which are reviewed on a quarterly basis. The Fund's manager will not consider the bonds of companies or other organisations that generate more than 10% of their turnover from either one or a combination of the following:

1) Armaments – The manufacture of armaments, nuclear weapons or associated strategic products

2) Tobacco – The growing, processing or selling of tobacco products

Full details of the Fund's ethical criteria are available on request and can be found on our website.

Up to 10% of the Fund's assets may be invested in other funds, known as collective investment schemes.

The Fund may also hold a small amount of its portfolio in derivatives (investments that derive their value from another closely related underlying investment) for the purposes of efficient portfolio management

Cash is unlikely to exceed 5% of assets.

For more information on investment terms used in this document please refer to the glossary on our website:

<https://www.rlam.co.uk/Home/Intermediaries/Supplementary-links/Glossary/>.

Recommendation The Fund may not be appropriate for investors who plan to withdraw their money within 5 years.

Concepts to understand

Bonds are defined as fixed-income investments issued as debt by companies and public bodies to raise finance. Investors in bonds receive a previously agreed, non-variable interest payment until the investment matures. Corporate bonds are those issued by companies to raise finance.

Total Return A total return is a combination of capital growth and income. Capital growth is defined as the rise in an investment's value over time and income as the payment an investment generates, such as dividends or bond coupons.

Rolling 3 Year Period A rolling 3-year period is any period of three years, no matter which day you start on.

Efficient Portfolio Management A list of approved investment techniques, including the use of derivatives, used to protect against excessive risk, reduce cost or generate extra income or growth.

You can buy and sell your shares on each working day, except public holidays, at 12:00 noon if you tell us before 12:00 noon that you want to do so. Instructions received after 12:00 noon will be processed at 12:00 noon on the following working day.

Other share classes may be available as described in the Prospectus. If this is an income share class, any income will be paid out to you. If this is an accumulation share class, any income will be reinvested in the Fund.

Risk and reward profile



Typically lower rewards

Typically higher rewards

The fund is shown in risk category 2 because its simulated price has shown a low level of volatility historically. The SRRRI was calculated using some synthetic data and may not be a reliable indication of the future risk profile. As an investment, bonds are typically more volatile than money market instruments but less volatile than shares. Bonds issued by corporations are typically more volatile than bonds issued by governments.

The risk and reward indicator is not a measure of the expected rise or fall in capital but shows how sharply the Fund's share price has gone up and down historically.

A fund whose share price has experienced sharp or large increases or decreases will sit in a higher risk category, whereas a fund whose share price has experienced small or gradual increases or decreases will sit in a lower risk category.

The indicator is calculated using a standard methodology that is used by all companies offering such funds in Europe.

The risk/reward indicator is an estimate and not a guarantee. Going forward, the Fund's actual volatility could be higher or lower, and its rated risk/reward profile could change. The lowest risk category does not mean the investment is risk free.

The risk indicator does not adequately capture the following risks, which are materially relevant to the Fund:

Credit Risk Issuers of certain fixed income securities could become unable to make income or capital payments on their debt. As such the value of a security will fall in the event of a rating downgrade or default of the issuer. In general fixed income securities that pay a higher level of income usually have a lower credit rating because of the increased risk of default.

Interest Rate Risk Fixed interest securities are particularly affected by trends in interest rates and inflation. If interest rates go up, the value of capital may fall, and vice versa. Inflation will also decrease the real value of capital.

Liquidity Risk In difficult market conditions the value of certain fund investments may be less predictable than normal. In some cases this may make such investments harder to sell at the last quoted market price, or at a price considered to be fair. Such conditions could result in unpredictable changes in the value of your holding.

For more about fund risks, see the "Risk Factors" section in the Prospectus (www.rlam.co.uk/Home/Individual-Investor/Fund-Performance--Prices/)

Charges

The charges you pay are used to pay the costs of running the Fund, including the costs of marketing and distributing the Fund. These charges reduce the potential growth of the investment.

One-off charges taken before or after you invest:

Entry charge None

Exit charge None

Charges taken from the fund over a year:

Ongoing charge 0.24%

Charges taken from the fund under specific conditions:

Performance fee None

The entry and exit charge is the maximum that might be taken out of your money before it is invested or before the proceeds of your investment are paid out.

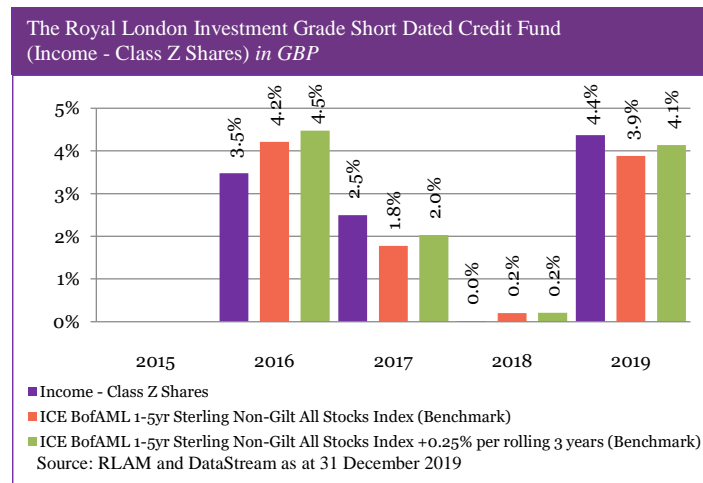
Ongoing charge is based on the Fund Management Fee (FMF), which is the periodic fee paid to the ACD to cover the expenses of the Fund. This figure does not include portfolio transaction costs. Ongoing charges are the same for all investors in the share class.

For more about charges, see the expenses section in the full Prospectus and supplement (www.rlam.co.uk/Home/Individual-Investor/Fund-Performance--Prices/)

Past performance

The graph shows fund performance over the past 5 years where available. The figure for a given year shows how much the Fund increased or decreased in value during that year. These results reflect ongoing charges taken from the Fund, but do not reflect any entry charges you might have to pay.

The Fund was launched on 7 December 2015 and the share class on 7 December 2015.



Past performance is not a guide to future performance and may not be repeated. The value of investments may go down as well as up and you may not get back the amount you originally invested.

The chart shows performance in British pounds after the ongoing charges and the portfolio transaction costs have been paid. Entry and exit charges are excluded from calculations of past performance.

Practical information

Depository: HSBC Bank plc

Additional Information: This Key Investor Information Document (KIID) may not contain all the information you need. For additional information on this fund (including the Supplementary Information Document), on other share classes of this fund and on other funds, or to obtain a free copy of the Fund's Prospectus or the annual and semi-annual shareholder reports, call the information line or write to the registered office, details of which are below. Alternatively, visit www.rlam.co.uk. The Prospectus and shareholder reports are in English.

This document describes one share class of the Fund. The Prospectus and annual and semi-annual shareholder reports are prepared for the entire fund across all share classes.

For fund performance and most recent share price, visit www.rlam.co.uk.

Should you wish to switch share classes or funds, please see the "Switching" section of the Prospectus for details.

Tax: Investors should note that the tax legislation that applies to the Fund may have an impact on the personal tax position of their investment in the Fund. Contact your adviser to discuss tax treatment, suitability of this investment, and other questions.

Notices: Royal London Unit Trust Managers Limited may be held liable solely on the basis of any statement contained in this document that is misleading, inaccurate or inconsistent with the relevant parts of the Prospectus for the UCITS.

This Fund is a sub-fund of Royal London Bond Funds ICVC (a UCITS umbrella company). The prospectus and long reports (shareholder reports) are prepared for the entire company. The assets and liabilities of each sub-fund are segregated by law. Therefore, the assets of the Fund belong exclusively to it and are not available to meet the liabilities of any other fund of Royal London Bond Funds ICVC.

The Fund is authorised in the United Kingdom and regulated by the Financial Conduct Authority (FCA).

Details of the Company's remuneration policy are available at www.rlam.co.uk including: (a) a description of how remuneration and benefits are calculated; and (b) the identities of persons responsible for awarding remuneration and benefits. A paper copy of these details may be obtained, free of charge, on request from the Company, at the address below.

Address: Royal London Asset Management
55 Gracechurch Street, London EC3V 0RL

Telephone: 03456 04 04 04

Website: www.rlam.co.uk

A member of the Investment Association

Publication Date: This Key Investor Information is accurate as at 19 February 2020

NON-UCITS RETAIL SCHEME KEY INVESTOR INFORMATION

This document provides you with key investor information about this fund. It is not marketing material. The information is required by law to help you understand the nature and the risks of investing in this fund. You are advised to read it so you can make an informed decision about whether to invest.

THREADNEEDLE UK SOCIAL BOND FUND (THE "FUND")

Class Z Accumulation Shares (GBP) GB00BF233790, a sub-fund of Threadneedle Opportunity Investment Funds ICVC (the "Company"), regulated by the FCA.

This sub-fund is managed by Threadneedle Investment Services Limited (the "Management Company") (part of the Columbia and Threadneedle group of companies).

Objectives and Investment Policy

The Fund aims to provide income with the prospect of some investment growth over the long term (5 years or more), through investment in bonds that are deemed to be supporting and funding socially beneficial activities and development, primarily in the UK.

The Fund is actively managed, and seeks to maximise its investment exposure to socially beneficial activities and development, based on assessments produced under the Fund's Social Assessment Methodology (developed by Big Issue Invest and Columbia Threadneedle Investments). The Social Assessment Methodology ensures that social impact considerations are integrated into the investment decision-making process. Investment is directed towards eight social outcome areas: housing and property; community services; education, learning and skills; employment and training; financial inclusion; health and social care; transport and communications infrastructure, utilities and the environment. Eligible Investments are assessed to establish an overall view of the investment's "social intensity". Some debt securities will have more direct and tangible social benefits than others, however those selected for investment are considered to have net positive impacts.

A Social Advisory Committee regularly reviews the Social Assessment Methodology and the assessments carried out and may propose amendments or updates over time. An annual report is made available to investors which provides a summary of the Fund's social impact performance.

The Fund may invest in bonds (usually investment grade) issued by international, public, private or voluntary and/or charitable sector organisations. Cash or near cash will be retained within the Fund for efficient management, and similarly deposits and money market instruments may be held for this reason.

Income from investments in the Fund will be added to the value of your shares.

You can buy and sell shares in the Fund on any day that is a business day in London. You can find more detail on the objectives and investment policy of the Fund in the section of the prospectus with the heading "Investment Objectives, Policies and Other Details of the Funds", and in Appendix I.

For more information on investment terms used in this document, please see the Glossary published in the Document Centre on our website: www.columbiathreadneedle.com.

Risk and Reward Profile

The Risk and Reward Indicator table demonstrates where the Fund ranks in terms of its potential risk and reward. The higher the rank the greater the potential reward but the greater the risk of losing money. It is based on past data, may change over time and may not be a reliable indication of the future risk profile of the Fund. The shaded area in the table below shows the Fund's ranking on the Risk and Reward Indicator.

Lower Risk, Typically lower rewards

Higher Risk, Typically higher rewards



- The Fund is rated 3 because historically it has shown a medium to low level of volatility (how much the value of the Fund goes up and down).
- The lowest category does not mean a risk-free investment.
- The value of investments can fall as well as rise and investors might not get back the sum originally invested.
- The Fund aims to invest in assets that are deemed to be supporting and funding socially beneficial activities and development and utilises a Social Assessment Methodology. This will affect the Fund's exposure to certain issuers, industries, sectors, and regions, and may impact the relative performance of the Fund positively or negatively, depending on whether such investments are in or out of favour.
- The Fund invests in securities whose value would be significantly affected if the issuer refused, was unable to or was perceived to be unable to pay.
- The Fund holds assets which could prove difficult to sell. The Fund may have to lower the selling price, sell other investments or forego more appealing investment opportunities.
- Changes in interest rates are likely to affect the Fund's value. In general, as interest rates rise, the price of a fixed rate bond will fall, and vice versa.
- The Fund may invest in derivatives with the aim of reducing risk or minimising the cost of transactions. Such derivative transactions may benefit or negatively affect the performance of the Fund. The Manager does not intend that such use of derivatives will affect the overall risk profile of the Fund.
- All the risks currently identified as being applicable to the Fund are set out in the "Risk Factors" section of the prospectus.

Charges

The charges you pay are used to pay the costs of running the Fund, including the costs of marketing and distributing it. These charges reduce the potential growth of your investment.

One-off charges taken before or after you invest

Entry Charge:	0.00%
Exit Charge:	0.00%

These are the maximum charges that we might take out of your money before it is invested. In some cases, you might pay less and you should speak to your financial adviser about this.

Charges taken from the fund over a year

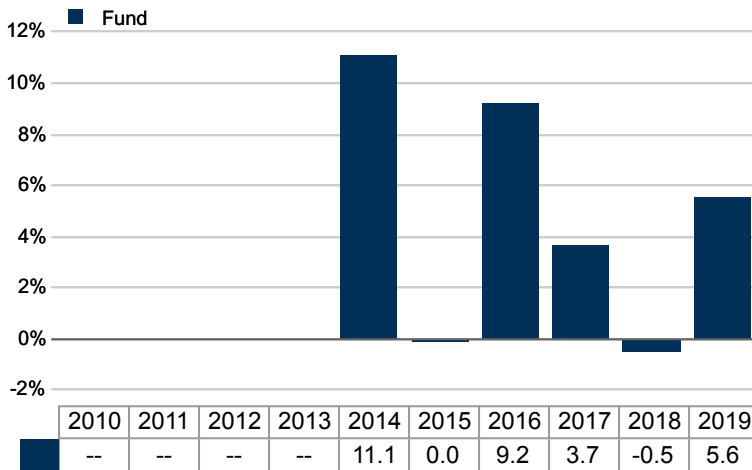
Ongoing Charges:	0.45%
------------------	-------

Charges taken from the fund under specific conditions

Performance Fee:	NONE
------------------	------

The ongoing charges figure is based on expenses for the year ending 25/05/19. This figure may vary from year to year. It excludes the costs of buying or selling assets for the Fund (unless these assets are shares of another fund).

Past Performance



Source: Morningstar

Past performance is not a guide to future performance.

Fund launch date: 04/12/2013

Share/unit class launch date: 04/12/2013

Performance is calculated in GBP.

All charges and fees, except any entry, exit and switching charge, have been included within the performance.

Practical Information

- Depositary: Citibank Europe plc, UK branch.
- You can obtain further information regarding the Fund, the Company, its Prospectus, latest annual reports and any subsequent half-yearly reports free of charge from the Management Company. The documents are available in English. You can obtain other practical information, including current share prices, at columbiathreadneedle.com.
- Details of the remuneration policy, including a description of how remuneration and benefits are calculated and the persons responsible for awarding them (including the composition of the remuneration committee), are available at columbiathreadneedle.com. A paper copy is available free of charge upon request.
- The tax legislation of the United Kingdom may have an impact on your personal tax position.
- Threadneedle Investment Services Limited may be held liable solely on the basis of any statement contained in this document that is misleading, inaccurate or inconsistent with the relevant parts of the prospectus for the Non-UCITS.
- This document describes a single fund of the Company. The prospectus and reports are prepared for the entire Company.
- The assets of the Fund are segregated by law cannot be used to pay the liabilities of other funds of the Company.
- You may exchange your shares for shares of other funds of the Company, if available. Details can be found in the section of the prospectus with the heading "Switching/Converting". Details of other share classes of the Fund can be found in the Prospectus or at columbiathreadneedle.com.

This Fund is authorised in the United Kingdom, and regulated by the Financial Conduct Authority. Threadneedle Investment Services Limited is authorised in the United Kingdom, and regulated by the Financial Conduct Authority.

Key Investor Information



This document provides you with key investor information about this fund. It is not marketing material. The information is required by law to help you understand the nature and the risks of investing in this fund. You are advised to read it so you can make an informed decision about whether to invest.

Vanguard Global Short-Term Bond Index Fund (the "Fund")

A sub-fund of Vanguard Investment Series Plc

"Pound Sterling" Hedged Accumulation Shares

ISIN: IE00BH65QG55

Manager: Vanguard Group (Ireland) Limited ("VGIL")

Objectives and investment policy

- The Fund employs a passive management – or indexing – investment approach and seeks to track the performance of the Bloomberg Barclays Global Aggregate Ex US MBS 1-5 Year Float Adjusted and Scaled Index (the "Index").
- The Index includes global government, government-related agencies, corporate and securitised bonds, with a maturity between 1 and 5 years. Bloomberg Barclays applies a filter to the Index to exclude US Mortgage Backed Securities from the universe of fixed income securities.
- The Fund attempts to:
 1. Track the performance of the Index by investing in a portfolio of securities that, insofar as possible and practicable, consists of a representative sample of the component securities of the Index.
 2. Remain fully invested except in extraordinary market, political or similar conditions.
- The Fund may use derivatives in order to reduce risk or cost and/or generate extra income or growth. The use of derivatives could increase or reduce exposure to underlying assets and result in greater fluctuations of the Fund's net asset value. A derivative is a financial contract whose value is based on the value of a financial asset (such as a share, bond, or currency) or a market index.
- The currency of the share class is GBP.
- The Fund invests in securities which are denominated in currencies other than the share class currency. Movements in currency exchange rates can affect the return of investments. Currency hedging techniques are used to minimise the risks associated with movements in currency exchange rates but these risks cannot be eliminated entirely. As this document relates to a share class where such techniques are used, for the purposes of the "Past performance" section below, the performance of this share class is shown against the Bloomberg Barclays Global Aggregate Ex US MBS 1-5 Year Float Adjusted and Scaled Index in GBP (the "Hedged Index"), which is a currency hedged version of the Index.
- The Fund may engage in short term secured lending of its investments to certain eligible third parties. This is used as a means of generating additional income and to off-set the costs of the Fund.
- The Fund is appropriate for short-term investment.
- Income from the Fund will be reinvested and reflected in the price of shares in the Fund.
- Portfolio transaction costs will have an impact on performance.
- Shares in the Fund can be bought or sold on a daily basis (save on certain bank holidays or public holidays and subject to certain restrictions described in Appendix 1 of the prospectus) by submitting an application in writing. A full list of the days on which shares in the Fund cannot be sold is available on <https://global.vanguard.com/portal/site/loadPDF?country=global&docId=11630>

For further information about the objectives and investment policy of the Fund, as well as the limited relationship with the Index provider, please see Appendix 1 and Appendix 6 of the Vanguard Investment Series plc prospectus (the "prospectus") on our website at <https://global.vanguard.com>

Risk and reward profile



1	2	3	4	5	6	7
---	---	---	---	---	---	---

- This indicator is based on historical data and may not be a reliable indication of the future risk profile of the Fund.
- The risk category shown is not guaranteed and may change over time.
- The lowest category does not mean "risk free".
- The Fund is rated 2 due to the nature of its investments which include the risks listed below. These factors may impact the value of the Fund's investments or expose the Fund to losses.
 - The value of bonds and fixed income-related securities is affected by influential factors such as interest rates, inflation, credit spreads and volatility which, in turn, are driven by other factors including political, economic news, company earnings and significant corporate events.
 - Movements in currency exchange rates can adversely affect the return of your investment. Currency hedging may be used but is not guaranteed to completely eliminate currency risk.
 - Emerging markets are generally more sensitive to economic and political conditions than developed markets. Other factors include greater 'Liquidity risk', restrictions on investment or transfer of assets and failed/delayed delivery of securities or payments to the Fund.
 - Investment risk is concentrated in specific sectors, countries, currencies or companies. This means the Fund is more sensitive to any localised economic, market, political or regulatory events.

The risk and reward indicator does not take account of the following risks of investing in the Fund:

- Counterparty risk. The insolvency of any institutions providing services such as safekeeping of assets or acting as counterparty to derivatives or other instruments, may expose the Fund to financial loss.
- Liquidity risk. Lower liquidity means there are insufficient buyers or sellers to allow the Fund to sell or buy investments readily.
- Credit risk. The issuer of a financial asset held within the Fund may not pay income or repay capital to the Fund when due.
- Index tracking risk. The Fund is not expected to track the performance of the Index at all times with perfect accuracy. The Fund is, however, expected to provide investment results that, before expenses, generally correspond to the price and yield performance of the Index.
- Index sampling risk. As the Fund uses an index sampling technique whereby a representative sample of securities are selected to represent the Index, there is the risk that the securities selected for the Fund may not, in the aggregate, approximate the full Index.
- Inflation risk. The value of your investments may not be worth as much in the future due to changes in purchasing power resulting from inflation.

For further information on risks please see the "Risk Factors" section of the prospectus on our website at <https://global.vanguard.com>

Charges

The charges you pay are used to pay the costs of running the Fund, including the costs of marketing and distributing it. These charges reduce the potential growth of your investment.

One-off charges taken before or after you invest	
Entry charge	None
Exit charge	None
Charges taken from the Fund over a year	
Ongoing charges	0.15%
Charges taken from the Fund under certain specific conditions	
Performance fee	None

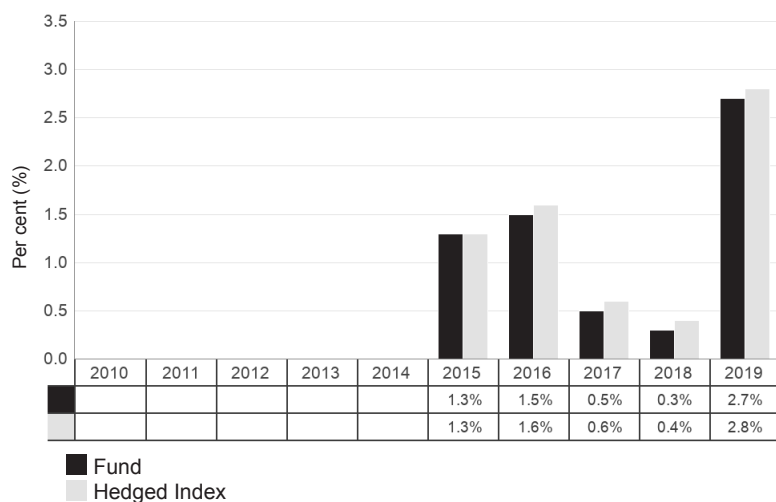
The entry and exit charges shown are maximum figures and in some cases you might pay less.

Investors can find out the actual entry and exit charges from their financial adviser.

The ongoing charges figure is based on expenses for the year ended 31 December 2019. This figure may vary from year to year. It excludes portfolio transaction costs.

For further information about charges, please see the sections entitled "Buying Shares", "Redeeming Shares", "Fees and Expenses", Appendix 1, and the "Swing Pricing" section in Appendix 2 of the prospectus on our website at <https://global.vanguard.com>

Past performance



• Past performance:

1. **Is not a reliable indication of future performance.**
 2. Includes ongoing charges and the reinvestment of income. It excludes entry and exit fees.
 3. Has been calculated in GBP.
- Shares in the Fund were first issued in 2014. This share class was launched in 2014.

Practical information

- **Depository:** The Vanguard Investment Series plc ("VIS") depository is Brown Brothers Harriman Trustee Services (Ireland) Limited.
- **Documents, prices of shares and further information:** You can obtain copies of the prospectus and the latest annual and semi-annual report and accounts for VIS, along with the latest published prices of shares and other information on the Fund, free of charge from Vanguard Investment Series plc c/o Brown Brothers Harriman Fund Administration Services (Ireland) Limited, 30 Herbert Street, Dublin 2, D02 W329, Ireland or from our website at <https://global.vanguard.com>. These documents are available in English only.
- **Sub-funds:** VIS is an umbrella fund with segregated liability between sub-funds. This means that the holdings of the fund are maintained separately under Irish law from holdings of other sub-funds of VIS and your investment in the Fund will not be affected by any claims against any other sub-fund of VIS.
- **Prices:** The last published prices of units in the Fund are also available from the FT's website www.ft.com or <https://global.vanguard.com>
- **Shares:** You may exchange your shares in the Fund for shares in any other sub-funds of VIS. An entry charge may apply. Details of switching are provided in the prospectus.
- **Tax:** Irish tax legislation may have an impact on your personal tax position. You are recommended to consult your professional tax adviser.
- **Liability:** VGIL may be held liable solely on the basis of any statement contained in this document that is misleading, inaccurate or inconsistent with the relevant parts of the prospectus for this Fund.
- **Remuneration policy:** Details of VGIL's Remuneration Policy are available at <https://global.vanguard.com/portal/site/portal/ucits-investment-information>, including: (a) a description of how remuneration and benefits are calculated; and (b) the identities of persons responsible for awarding remuneration and benefits. A paper copy of these details may be obtained, free of charge, on request from VGIL at 70 Sir John Rogerson's Quay, Dublin 2, Ireland.

Key Investor Information



This document provides you with key investor information about this fund. It is not marketing material. The information is required by law to help you understand the nature and the risks of investing in this fund. You are advised to read it so you can make an informed decision about whether to invest.

Vanguard SRI European Stock Fund (the "Fund")

A sub-fund of Vanguard Investment Series Plc

"Pound Sterling" Accumulation Shares

ISIN: IE00B76VTL96

Manager: Vanguard Group (Ireland) Limited ("VGIL")

Objectives and investment policy

- The Fund employs a passive management – or indexing – investment approach and seeks to provide long-term capital growth by seeking to achieve the performance of the FTSE Developed Europe Index (the "Index").
- The Index is comprised of large and mid-sized company stocks in developed markets in Europe.
- The Fund attempts to:
 1. Match the risk factor exposures of the Index by investing in a representative sample of the securities that make up the Index, excluding any securities which do not meet socially responsible investing criteria. The criteria take into consideration environmental, social and ethical factors as determined by the Index provider and exclude stocks that violate United Nations Global Compact principles.
 2. Remain fully invested except in extraordinary market, political or similar conditions.
- The Fund may use derivatives in order to reduce risk or cost and/or generate extra income or growth. The use of derivatives could increase or reduce exposure to underlying assets and result in greater fluctuations of the Fund's net asset value. A derivative is a financial contract whose value is based on the value of a financial asset (such as a share, bond, or currency) or a market index.
- The currency of the share class is GBP.
- The Fund invests in securities which are denominated in currencies other than the share class currency. Movements in currency exchange rates can affect the return of investments.
- The Fund may engage in short term secured lending of its investments to certain eligible third parties. This is used as a means of generating additional income and to off-set the costs of the Fund.
- The Fund may not be appropriate for short-term investment.
- Income from the Fund will be reinvested and reflected in the price of shares in the Fund.
- Portfolio transaction costs will have an impact on performance.
- Shares in the Fund can be bought or sold on a daily basis (save on certain bank holidays or public holidays and subject to certain restrictions described in Appendix 1 of the prospectus) by submitting an application in writing. A full list of the days on which shares in the Fund cannot be sold is available on <https://global.vanguard.com/portal/site/loadPDF?country=global&docId=11630>

For further information about the objectives and investment policy of the Fund, as well as the limited relationship with the Index provider, please see Appendix 1 and Appendix 6 of the Vanguard Investment Series plc prospectus (the "prospectus") on our website at <https://global.vanguard.com>

Risk and reward profile



1	2	3	4	5	6	7
---	---	---	---	---	---	---

- This indicator is based on historical data and may not be a reliable indication of the future risk profile of the Fund.
- The risk category shown is not guaranteed and may change over time.
- The lowest category does not mean "risk free".
- The Fund is rated 5 due to the nature of its investments which include the risks listed below. These factors may impact the value of the Fund's investments or expose the Fund to losses.
 - The value of equities and equity-related securities can be affected by daily stock market movements. Other influential factors include political, economic news, company earnings and significant corporate events.
 - Movements in currency exchange rates can adversely affect the return of your investment.
 - Investment risk is concentrated in specific sectors, countries, currencies or companies. This means the Fund is more sensitive to any localised economic, market, political or regulatory events.

The risk and reward indicator does not take account of the following risks of investing in the Fund:

- Counterparty risk. The insolvency of any institutions providing services such as safekeeping of assets or acting as counterparty to derivatives or other instruments, may expose the Fund to financial loss.
- Liquidity risk. Lower liquidity means there are insufficient buyers or sellers to allow the Fund to sell or buy investments readily.
- Index tracking risk. The Fund is not expected to track the performance of the Index at all times with perfect accuracy. The Fund is, however, expected to provide investment results that, before expenses, generally correspond to the price and yield performance of the Index.
- Index sampling risk. As the Fund uses an index sampling technique whereby a representative sample of securities are selected to represent the Index, there is the risk that the securities selected for the Fund may not, in the aggregate, approximate the full Index.

For further information on risks please see the "Risk Factors" section of the prospectus on our website at <https://global.vanguard.com>

Charges

The charges you pay are used to pay the costs of running the Fund, including the costs of marketing and distributing it. These charges reduce the potential growth of your investment.

One-off charges taken before or after you invest	
Entry charge	None
Exit charge	None
Charges taken from the Fund over a year	
Ongoing charges	0.16%
Charges taken from the Fund under certain specific conditions	
Performance fee	None

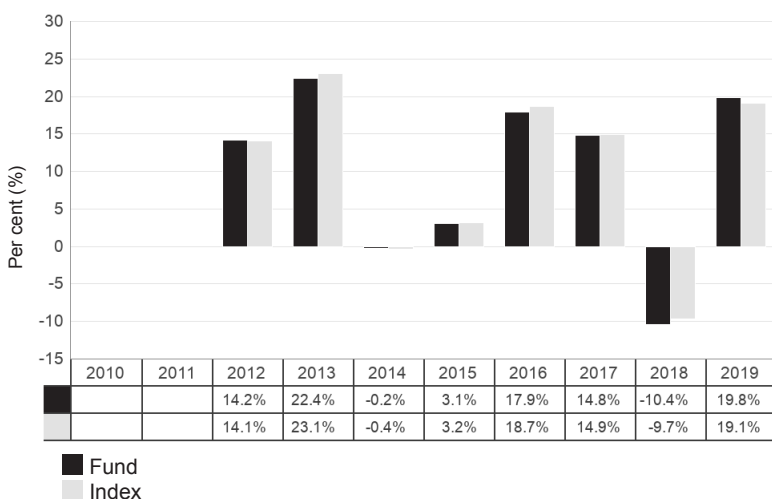
The entry and exit charges shown are maximum figures and in some cases you might pay less.

Investors can find out the actual entry and exit charges from their financial adviser.

The ongoing charges figure is based on expenses for the year ended 31 December 2019. This figure may vary from year to year. It excludes portfolio transaction costs.

For further information about charges, please see the sections entitled "Buying Shares", "Redeeming Shares", "Fees and Expenses", Appendix 1, and the "Swing Pricing" section in Appendix 2 of the prospectus on our website at <https://global.vanguard.com>

Past performance



• Past performance:

1. **Is not a reliable indication of future performance.**
 2. Includes ongoing charges and the reinvestment of income. It excludes entry and exit fees.
 3. Has been calculated in GBP.
- Shares in the Fund were first issued in 2010. This share class was launched in 2011.

Practical information

- **Depository:** The Vanguard Investment Series plc ("VIS") depository is Brown Brothers Harriman Trustee Services (Ireland) Limited.
- **Documents, prices of shares and further information:** You can obtain copies of the prospectus and the latest annual and semi-annual report and accounts for VIS, along with the latest published prices of shares and other information on the Fund, free of charge from Vanguard Investment Series plc c/o Brown Brothers Harriman Fund Administration Services (Ireland) Limited, 30 Herbert Street, Dublin 2, D02 W329, Ireland or from our website at <https://global.vanguard.com>. These documents are available in English only.
- **Sub-funds:** VIS is an umbrella fund with segregated liability between sub-funds. This means that the holdings of the fund are maintained separately under Irish law from holdings of other sub-funds of VIS and your investment in the Fund will not be affected by any claims against any other sub-fund of VIS.
- **Prices:** The last published prices of units in the Fund are also available from the FT's website www.ft.com or <https://global.vanguard.com>
- **Shares:** You may exchange your shares in the Fund for shares in any other sub-funds of VIS. An entry charge may apply. Details of switching are provided in the prospectus.
- **Tax:** Irish tax legislation may have an impact on your personal tax position. You are recommended to consult your professional tax adviser.
- **Liability:** VGIL may be held liable solely on the basis of any statement contained in this document that is misleading, inaccurate or inconsistent with the relevant parts of the prospectus for this Fund.
- **Remuneration policy:** Details of VGIL's Remuneration Policy are available at <https://global.vanguard.com/portal/site/portal/ucits-investment-information>, including: (a) a description of how remuneration and benefits are calculated; and (b) the identities of persons responsible for awarding remuneration and benefits. A paper copy of these details may be obtained, free of charge, on request from VGIL at 70 Sir John Rogerson's Quay, Dublin 2, Ireland.

The Fund is authorised in Ireland and regulated by the Central Bank of Ireland (the "Central Bank"). VGIL is authorised in Ireland and regulated by the Central Bank.

This key investor information is accurate as at 18/02/2020.

Key Investor Information



This document provides you with key investor information about this fund. It is not marketing material. The information is required by law to help you understand the nature and the risks of investing in this fund. You are advised to read it so you can make an informed decision about whether to invest.

Vanguard SRI Global Stock Fund (the "Fund")

A sub-fund of Vanguard Investment Series Plc

"Pound Sterling" Accumulation Shares

ISIN: IE00B76VTN11

Manager: Vanguard Group (Ireland) Limited ("VGIL")

Objectives and investment policy

- The Fund employs a passive management – or indexing – investment approach and seeks to provide long-term capital growth by seeking to achieve the performance of the FTSE Developed Index (the "Index").
- The Index is comprised of large and mid-sized company stocks in developed markets.
- The Fund attempts to:
 1. Match the risk factor exposures of the Index by investing in a representative sample of the securities that make up the Index, excluding any securities which do not meet socially responsible investing criteria. The criteria take into consideration environmental, social and ethical factors as determined by the Index provider and exclude stocks that violate United Nations Global Compact principles.
 2. Remain fully invested except in extraordinary market, political or similar conditions.
- The Fund may use derivatives in order to reduce risk or cost and/or generate extra income or growth. The use of derivatives could increase or reduce exposure to underlying assets and result in greater fluctuations of the Fund's net asset value. A derivative is a financial contract whose value is based on the value of a financial asset (such as a share, bond, or currency) or a market index.
- The currency of the share class is GBP.
- The Fund invests in securities which are denominated in currencies other than the share class currency. Movements in currency exchange rates can affect the return of investments.
- The Fund may engage in short term secured lending of its investments to certain eligible third parties. This is used as a means of generating additional income and to off-set the costs of the Fund.
- The Fund may not be appropriate for short-term investment.
- Income from the Fund will be reinvested and reflected in the price of shares in the Fund.
- Portfolio transaction costs will have an impact on performance.
- Shares in the Fund can be bought or sold on a daily basis (save on certain bank holidays or public holidays and subject to certain restrictions described in Appendix 1 of the prospectus) by submitting an application in writing. A full list of the days on which shares in the Fund cannot be sold is available on <https://global.vanguard.com/portal/site/loadPDF?country=global&docId=11630>

For further information about the objectives and investment policy of the Fund, as well as the limited relationship with the Index provider, please see Appendix 1 and Appendix 6 of the Vanguard Investment Series plc prospectus (the "prospectus") on our website at <https://global.vanguard.com>

Risk and reward profile



- This indicator is based on historical data and may not be a reliable indication of the future risk profile of the Fund.
- The risk category shown is not guaranteed and may change over time.
- The lowest category does not mean "risk free".
- The Fund is rated 5 due to the nature of its investments which include the risks listed below. These factors may impact the value of the Fund's investments or expose the Fund to losses.
 - The value of equities and equity-related securities can be affected by daily stock market movements. Other influential factors include political, economic news, company earnings and significant corporate events.
 - Movements in currency exchange rates can adversely affect the return of your investment.
 - Investment risk is concentrated in specific sectors, countries, currencies or companies. This means the Fund is more sensitive to any localised economic, market, political or regulatory events.

The risk and reward indicator does not take account of the following risks of investing in the Fund:

- Counterparty risk. The insolvency of any institutions providing services such as safekeeping of assets or acting as counterparty to derivatives or other instruments, may expose the Fund to financial loss.
- Liquidity risk. Lower liquidity means there are insufficient buyers or sellers to allow the Fund to sell or buy investments readily.
- Index tracking risk. The Fund is not expected to track the performance of the Index at all times with perfect accuracy. The Fund is, however, expected to provide investment results that, before expenses, generally correspond to the price and yield performance of the Index.
- Index sampling risk. As the Fund uses an index sampling technique whereby a representative sample of securities are selected to represent the Index, there is the risk that the securities selected for the Fund may not, in the aggregate, approximate the full Index.

For further information on risks please see the "Risk Factors" section of the prospectus on our website at <https://global.vanguard.com>

Charges

The charges you pay are used to pay the costs of running the Fund, including the costs of marketing and distributing it. These charges reduce the potential growth of your investment.

One-off charges taken before or after you invest	
Entry charge	None
Exit charge	None
This is the maximum that might be taken out of your money before it is invested / before the proceeds of your investment are paid out.	
Charges taken from the Fund over a year	
Ongoing charges	0.22%
Charges taken from the Fund under certain specific conditions	
Performance fee	None

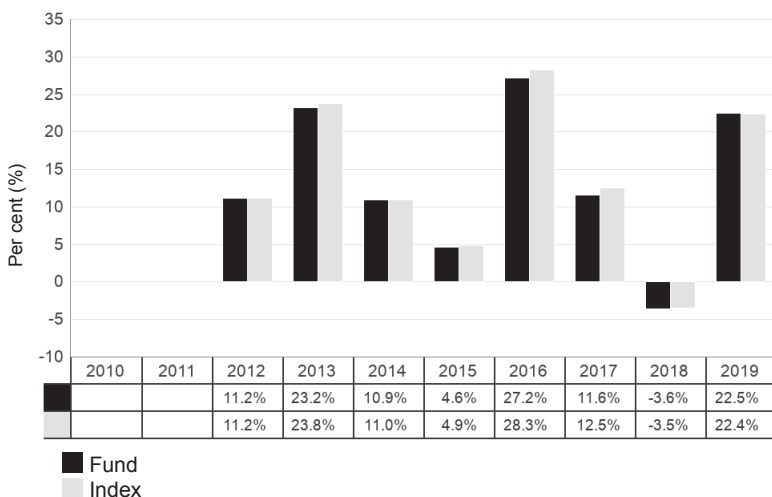
The entry and exit charges shown are maximum figures and in some cases you might pay less.

Investors can find out the actual entry and exit charges from their financial adviser.

The ongoing charges figure is based on expenses for the year ended 31 December 2019. This figure may vary from year to year. It excludes portfolio transaction costs.

For further information about charges, please see the sections entitled "Buying Shares", "Redeeming Shares", "Fees and Expenses", Appendix 1, and the "Swing Pricing" section in Appendix 2 of the prospectus on our website at <https://global.vanguard.com>

Past performance



• Past performance:

1. **Is not a reliable indication of future performance.**
 2. Includes ongoing charges and the reinvestment of income. It excludes entry and exit fees.
 3. Has been calculated in GBP.
- Shares in the Fund were first issued in 2011. This share class was launched in 2011.

Practical information

- **Depository:** The Vanguard Investment Series plc ("VIS") depository is Brown Brothers Harriman Trustee Services (Ireland) Limited.
- **Documents, prices of shares and further information:** You can obtain copies of the prospectus and the latest annual and semi-annual report and accounts for VIS, along with the latest published prices of shares and other information on the Fund, free of charge from Vanguard Investment Series plc c/o Brown Brothers Harriman Fund Administration Services (Ireland) Limited, 30 Herbert Street, Dublin 2, D02 W329, Ireland or from our website at <https://global.vanguard.com>. These documents are available in English only.
- **Sub-funds:** VIS is an umbrella fund with segregated liability between sub-funds. This means that the holdings of the fund are maintained separately under Irish law from holdings of other sub-funds of VIS and your investment in the Fund will not be affected by any claims against any other sub-fund of VIS.
- **Prices:** The last published prices of units in the Fund are also available from the FT's website www.ft.com or <https://global.vanguard.com>
- **Shares:** You may exchange your shares in the Fund for shares in any other sub-funds of VIS. An entry charge may apply. Details of switching are provided in the prospectus.
- **Tax:** Irish tax legislation may have an impact on your personal tax position. You are recommended to consult your professional tax adviser.
- **Liability:** VGIL may be held liable solely on the basis of any statement contained in this document that is misleading, inaccurate or inconsistent with the relevant parts of the prospectus for this Fund.
- **Remuneration policy:** Details of VGIL's Remuneration Policy are available at <https://global.vanguard.com/portal/site/portal/ucits-investment-information>, including: (a) a description of how remuneration and benefits are calculated; and (b) the identities of persons responsible for awarding remuneration and benefits. A paper copy of these details may be obtained, free of charge, on request from VGIL at 70 Sir John Rogerson's Quay, Dublin 2, Ireland.