

KEY INVESTOR INFORMATION

This document provides you with key investor information about this fund. It is not marketing material. The information is required by law to help you understand the nature and the risks of investing in this fund. You are advised to read it so you can make an informed decision about whether to invest.



Aegon Ethical Corporate Bond Fund

a sub-fund of Aegon Asset Management UK ICVC

Sterling Class B - Accumulation shares (ISIN: GB00B018K352)

This fund is managed by Aegon Asset Management UK plc ("the authorised corporate director (ACD)").

Objectives and investment policy

Objective: to provide a combination of income and capital growth over any 7 year period.

Policy: The Fund operates an ethical screen which means that the Fund may not invest in particular industries and sectors. In all cases, the investments of the Fund will meet the Fund's predefined ethical criteria.

The Fund will invest at least 80% in a portfolio of investment grade corporate bonds issued anywhere in the world.

Investment grade corporate bonds are bonds issued by companies whose credit rating is deemed to be investment grade, defined as Baa3 or higher by Moody's Investor Services (Moody's) BBB- or higher by Standard & Poor's (S&P) or BBB- or higher by Fitch, or their respective successors or equivalents.

The Fund may also invest up to 10% in high yield corporate bonds issued anywhere in the world.

High yield corporate bonds are considered by the investment manager to be bonds issued by companies whose credit rating is defined as Ba1 or below by Moody's or BB+ or below by Standard and Poor's or BB+ or below by Fitch or their respective successors or equivalents. High yield bonds also include non-rated instruments.

Bond investments will be denominated in Sterling.

The Fund is actively managed and the ACD adjusts the Fund's credit exposure and duration (interest rate risk) based on an analysis of the prevailing economic and market conditions.

Subject to its custom-defined ethical criteria, the Fund will also seek to achieve diversification across individual issuers and sectors when constructing the portfolio.

To the extent that the Fund is not fully invested as set out above, the Fund may also invest in other transferable securities, collective investment schemes (up to 10% of Net Asset Value and which may include schemes managed by the ACD or its affiliates), money market instruments, deposits and cash and near cash. It is intended that investment in any other collective investment schemes will be predominately in approved money market instruments.

Other information

You can buy, sell or exchange the Fund's shares on any business day (see 'Dealing Day' in the Prospectus Definitions for more information).

Income the Fund receives will be reinvested and automatically reflected in the value of your shares.

The Fund is not managed in reference to any index or benchmark

It is expected that the Fund will be held as part of a diversified portfolio which may include other assets such as bonds, equities, property and cash.

Risk and reward profile



The risk/reward profile shows the risk of investing in the Fund, based on the rate at which its value has changed in the past. This Fund has the above risk/reward rating because bond prices can be affected by political or economic events, changes in exchange rates, and changes in interest rates.

The Fund's category is not guaranteed and may change over time. It is calculated using historical data, which may not be a reliable indication for the future. Category 1 does not mean 'risk free'.

The following risks, which are not, or are not fully, reflected in the risk/reward profile are also relevant to the Fund:

Credit: An issuer of bonds may be unable to make payments due to the Fund (known as a default). The value of bonds may fall as default becomes more likely. Both default and expected default may cause the Fund's value to fall. High yield bonds generally offer higher returns because of their higher default risk and investment grade bonds generally offer lower returns because of their lower default risk.

Liquidity: The Fund's value may fall if bonds become more difficult to trade or value due to market conditions or a lack of supply and demand. This risk increases where the Fund invests in high yield bonds.

Interest Rate Risk: Bond values are affected by changes in interest rates. When interest rates rise, the value of the Fund is likely to fall. Full details of risks are disclosed in the section 'Risk Factors' in the Prospectus.

Charges

The charges you pay are used to pay the costs of running the Fund, including the costs of marketing and distributing it. These charges reduce the potential growth of your investment.

One-off charges taken before or after you invest

Entry charge 0.00%

Exit charge 0.00%

This is the maximum that might be taken out of your money before it is invested / before the proceeds of your investment are paid out.

Charges taken from the fund over a year

Ongoing charges 0.48%

Charges taken from the fund under certain specific conditions

Performance fee None

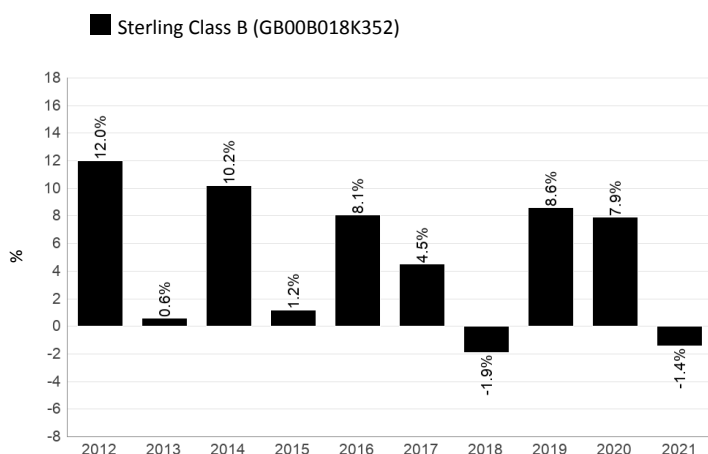
The entry and exit charges shown are the maximum figures, and in some cases you may pay less. You can find out specific charges which apply to your investment by contacting your financial adviser, distributor, or by contacting us using the details given in the Practical Information section.

The ongoing charge is based on expenses for the year to 31 December 2021. This figure may vary from year to year. It excludes any portfolio transaction costs (except in the case of an entry/exit charge paid by the Fund when buying and selling shares in another fund).

Switches or Conversion: 1st 4 in any calendar year are free, and subject to a charge of 1.5% on each transaction thereafter.

More detailed information on charges can be found in the 'Fees and Expenses' section of the Prospectus.

Past performance



Source: Lipper

Past performance is not a guide to future performance.

Fund launch date: 28 April 2000

Share class launch date: 03 June 2004

Performance is calculated in GBP.

The past performance calculation does not take into account the entry and exit charges but does take into account the ongoing charge, as shown in the 'Charges' section.

Note: On 7th September 2020 the name of the Fund changed from Kames Ethical Corporate Bond Fund to Aegon Ethical Corporate Bond Fund.

Source: Lipper

Practical information

Aegon Asset Management UK ICVC is a UK UCITS scheme structured as an umbrella company with various sub-funds, with segregated liability between sub-funds. This document describes one sub-fund of the UK UCITS; the Prospectus and the Report and Accounts are prepared for the entire UK UCITS.

You can exchange your holdings into another share class of the Fund, or another sub-fund of the UK UCITS, at any time. More detailed information on exchanging can be found in the 'Buying, Redeeming, Switching and Conversion of Shares' section of the Prospectus.

The assets and liabilities of the Fund are segregated by law. Accordingly, the assets of this Fund belong exclusively to it and may not be used to meet the liabilities of, or claims against, any other fund within the Aegon Asset Management UK ICVC. Any liability incurred on behalf of, or attributable to, the Fund shall be discharged solely out of the assets of the Fund.

The depositary is Citibank UK Ltd.

The prices of shares will be published daily on our website (www.aegonam.com).

Further information about the Fund and copies of the Prospectus and the latest Annual and Semi-Annual Report and Accounts can be obtained, free of charge, on our website (www.aegonam.com) or by calling 0800 358 3009. These documents are available in English.

You should be aware that tax legislation in the UK (where the Fund is authorised) may have an impact on your personal tax position.

Aegon Asset Management UK plc may be held liable solely on the basis of any statement contained in this document that is misleading, inaccurate or inconsistent with the relevant parts of the Prospectus.

Details of the up to date remuneration policy of Aegon Asset Management UK plc ("the Company") including but not limited to, a description of how remuneration and benefits are calculated, the identity of persons responsible for awarding the remuneration and benefits, are available at www.aegonam.com. A paper copy will be available free of charge upon request at the registered office of the Company.

Key Investor Information

This document provides you with key investor information about this Fund. It is not marketing material. The information is required by law to help you understand the nature and the risks of investing in this Fund. You are advised to read it so you can make an informed decision about whether to invest.



BNY MELLON
INVESTMENT MANAGEMENT

BNY Mellon Sustainable Real Return Fund

INSTITUTIONAL SHARES W (ACCUMULATION) (ISIN: GB00BD6DRD55)

a sub-fund of BNY Mellon Investment Funds. This Fund is managed by BNY Mellon Fund Managers Limited

Objectives and Investment Policy

OBJECTIVE

To achieve a rate of return in sterling terms that is equal to or above the return from cash (SONIA (30-day compounded)) + 4% per annum over five years before fees. In doing so, it aims to achieve a positive return on a rolling three year basis (meaning a period of three years, no matter which day you start on). However, capital is in fact at risk and there is no guarantee that this will be achieved over that, or any, time period.

POLICY

The Fund will:

- invest predominantly, meaning at least 75%, in a portfolio of UK and international securities;
- invest in companies that meet the Investment Manager's sustainability criteria, where environmental, social and governance ("ESG") considerations are an integral part of the criteria. The Investment Manager's sustainability criteria exclude companies that participate in certain activities and involve other general and company level ESG-related analysis of a company's activities;
- follow a broad 'multi-asset' portfolio approach (e.g. company shares (i.e. equities) and similar investments, bonds and similar debt investments and cash);
- gain exposure to property or commodities through exchange listed securities and/or collective investment schemes;
- invest in bonds, issued by governments and companies, with high and low credit ratings (i.e. investment grade and/or sub-investment grade bonds as rated by Standard and Poor's or similar agencies);
- invest in derivatives (financial instruments whose value is derived from other assets) to help achieve the Fund's investment objective. The Fund will also use derivatives with the aim of risk or cost reduction or to generate additional capital or income; and

- limit investment in other collective investment schemes to 10% (including but not limited to another Sub-Fund or Sub-Funds of the Company).

The Fund may:

- invest in emerging markets;
- invest more than 35% of its assets in government and public securities issued or guaranteed by a single state, local authority or public international body;
- invest in Contingent Convertible Securities (CoCo's); and
- invest significantly in cash and cash-like investments.

Benchmark: The Fund will measure its performance before fees against SONIA (30-day compounded) +4% per annum over five years as a target benchmark (the "Benchmark").

SONIA is a nearly risk-free rate meaning no bank credit risk is included, the rate can rise or fall as a result of central bank policy decisions or changing economic conditions. The Fund will use the Benchmark as a target for the Fund's performance to match or exceed because, in typical market conditions, it represents a target that will be equal to or greater than UK inflation rates over the same period and is commensurate with the Investment Manager's approach.

The Fund is actively managed, which means the Investment Manager has discretion over the selection of investments, subject to the investment objective and policies as disclosed in the Prospectus.

OTHER INFORMATION

Treatment of income: net income from investments will be retained within the Fund and reflected in the value of your shares.

Dealing: you can buy and sell your shares in the Fund between 9:00 and 17:00 (UK time) on each business day in England and Wales. Instructions received before 12:00 will receive the price quoted on that day. The minimum initial investment for this share class is GBP 500,000.

Risk and Reward Profile

Lower risk
Potentially lower reward

Higher risk
Potentially higher reward

1 2 3 4 5 6 7

We have calculated the risk and reward category, as shown above, using a method of calculation derived from EU rules. As this Fund has less than five years performance data available, it is based on simulated volatility and is not a guide to the future risk and reward category of the Fund. The category shown is not a target or guarantee and may shift over time. Even the lowest category 1 does not mean a risk-free investment.

This Fund is in category 4 because its simulated historical value has shown moderate volatility. With a Fund of category 4, you have a moderate risk of losing money but your chance for gains is also moderate.

THE FOLLOWING RISKS MAY NOT BE FULLY CAPTURED BY THE RISK AND REWARD INDICATOR:

- **Performance Aim Risk:** The performance aim is not a guarantee, may not be achieved and a capital loss may occur. Funds which have a higher performance aim generally take more risk to achieve this and so have a greater potential for returns to vary significantly.
- **Currency Risk:** This Fund invests in international markets which means it is exposed to changes in currency rates which could affect the value of the Fund.
- **Derivatives Risk:** Derivatives are highly sensitive to changes in the value of the asset from which their value is derived. A small

movement in the value of the underlying asset can cause a large movement in the value of the derivative. This can increase the sizes of losses and gains, causing the value of your investment to fluctuate. When using derivatives, the Fund can lose significantly more than the amount it has invested in derivatives.

- **Changes in Interest Rates & Inflation Risk:** Investments in bonds/money market securities are affected by interest rates and inflation trends which may negatively affect the value of the Fund.
- **Credit Ratings and Unrated Securities Risk:** Bonds with a low credit rating or unrated bonds have a greater risk of default. These investments may negatively affect the value of the Fund.
- **Credit Risk:** The issuer of a security held by the Fund may not pay income or repay capital to the Fund when due.
- **Emerging Markets Risk:** Emerging Markets have additional risks due to less-developed market practices.
- **Charges to Capital:** The Fund takes its charges from the capital of the Fund. Investors should be aware that this has the effect of lowering the capital value of your investment and limiting the potential for future capital growth. On redemption, you may not receive back the full amount you initially invested.
- **Shanghai-Hong Kong Stock Connect and/or the Shenzhen-Hong Kong Stock Connect ("Stock Connect") risk:** The Fund may invest in China A shares through Stock Connect programmes. These may be subject to regulatory changes and quota limitations. An operational constraint such as a suspension in trading could negatively affect the Fund's ability to achieve its investment objective.
- **China Interbank Bond Market and Bond Connect risk:** The Fund may invest in China interbank bond market through connection between the related Mainland and Hong Kong financial infrastructure

institutions. These may be subject to regulatory changes, settlement risk and quota limitations. An operational constraint such as a suspension in trading could negatively affect the Fund's ability to achieve its investment objective.

- **Sustainable Funds Risk:** The Fund follows a sustainable investment approach, which may cause it to perform differently than funds that have a similar objective but which do not integrate sustainable investment criteria when selecting securities. The Fund will not engage in stock lending activities and, therefore, may forego any additional returns that may be produced through such activities.
- **CoCo's Risk:** Contingent Convertible Securities (CoCo's) convert from debt to equity when the issuer's capital drops below a pre-defined level. This may result in the security converting into equities at a discounted share price, the value of the security being written down,

temporarily or permanently, and/or coupon payments ceasing or being deferred.

- **Counterparty Risk:** The insolvency of any institutions providing services such as custody of assets or acting as a counterparty to derivatives or other contractual arrangements, may expose the Fund to financial loss.
- **Investment in Infrastructure Companies Risk:** The value of investments in Infrastructure Companies may be negatively impacted by changes in the regulatory, economic or political environment in which they operate.

A complete description of risk factors is set out in the Prospectus in the section entitled "Risk Factors".

Charges

The charges cover the costs of running the Fund, including the costs of marketing and selling. These charges reduce the potential growth of your investment.

ONE-OFF CHARGES TAKEN BEFORE OR AFTER YOU INVEST

Entry charge	0.00%
Exit charge	None

This is the maximum that might be taken out of your money before it is invested and before the proceeds of your investment are paid out.

CHARGES TAKEN FROM THE FUND OVER A YEAR

Ongoing charge	0.81%
----------------	-------

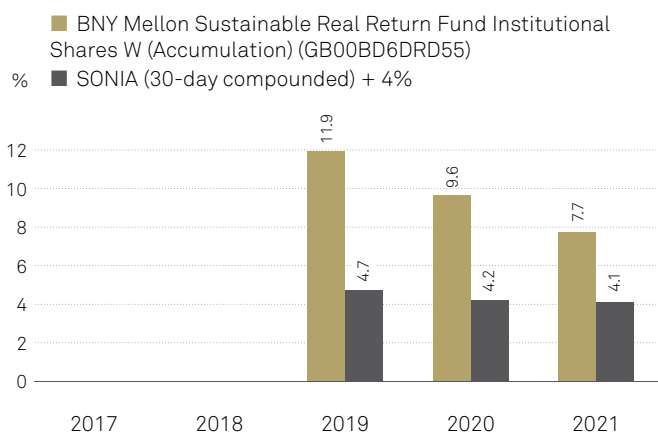
CHARGES TAKEN FROM THE FUND UNDER CERTAIN SPECIFIC CONDITIONS

Performance fee	None
-----------------	------

The ongoing charge is based on expenses calculated on 31 December 2021. This may vary from year to year. It excludes performance fees and portfolio transaction costs, except in the case of an entry/exit charge paid when buying or selling units in another mutual fund.

More information about charges is available in the "Fees and Expenses" section of the Prospectus.

Past Performance



The chart includes all charges except entry charges.

Fund launch date - 24 April 2018.

Share class launch date - 24 April 2018.

Performance of this share class is shown in GBP.

Performance of the Benchmark is shown in GBP.

Past performance is not a guide to future performance.

Effective 1st October 2021, the benchmark changed from the London Interbank Offered Rate (LIBOR) to the Sterling Overnight Index Average (SONIA). All benchmark past performance prior to this date was calculated against LIBOR.

Practical Information

Documents: The Fund is a sub-fund (part) of BNY Mellon Investment Funds ("BNY MIF"), an umbrella structure comprising different sub-funds. This document is specific to the Fund and share class stated at the beginning of this document. Copies of the Prospectus, annual and semi-annual reports which are prepared for the umbrella may be obtained free of charge from www.bnymellonim.com or from BNY Mellon Investment Management EMEA Limited, BNY Mellon Centre, 160 Queen Victoria Street, London EC4V 4LA. These documents are available in English, German and Spanish.

Share price: The latest share price and other information, including how to buy or sell shares, are available from the website and address given above. Other share classes are offered by the Fund as set out in the Prospectus.

Switching: Investors may switch shares in the Fund for shares in other sub-funds of BNY MIF provided they satisfy the criteria applicable to investment in other sub-funds. Further information on switching is contained the "Switching" section of the Prospectus.

Legal status: The assets of the Fund belong exclusively to that sub-fund and may not be used to discharge the liabilities of or claims

against any other person or body, including BNY MIF or any other sub-fund within the umbrella.

Liability statement: BNY Mellon Fund Managers Limited may be held liable solely on the basis of any statement contained in this document that is misleading, inaccurate or inconsistent with the relevant parts of the Prospectus for the Fund.

Depository: NatWest Trustee and Depository Services Limited.

Tax: The tax legislation of the Fund's domicile may have an impact on your personal tax position. For further details, please speak to an adviser.

Remuneration Policy: Details of the up-to-date remuneration policy of BNY Mellon Fund Managers Limited including, but not limited to, a description of how remuneration and benefits are calculated and the identity of persons responsible for awarding the remuneration and benefits are available on www.bnymellonim.com. A paper copy will be made available free of charge upon request.

Index Providers: Further information about the index providers is set out under 'Benchmark Provider Disclaimers' in the Prospectus.

Key Investor Information

This document provides you with key investor information about this Fund. It is not marketing material. The information is required by law to help you understand the nature and the risks of investing in this Fund. You are advised to read it so you can make an informed decision about whether to invest.

FP Foresight Sustainable Real Estate Securities Fund, a sub-fund of FP Foresight OEIC
Class A Accumulation Shares (GBP) (ISIN GB00BMFYBB80)
Class A Income Shares (GBP) (ISIN GB00BMFYBC97)

The Fund is managed by FundRock Partners Limited.

Objective and investment policy

Objective:

The Fund aims to provide an income yield of 4% net of fees with a secondary objective to achieve capital growth over a rolling 5 year period.

Policy:

- The Fund will invest in global real estate via publicly traded securities (listed) on stock exchanges in developed markets (meaning North America, Western Europe and Asia Pacific), primarily Real Estate Investment Trusts (REITs), Investment Trusts and Closed-Ended Funds.
- The Fund's holdings will be diversified across geographies and sub-sectors of the real estate market however, concentrations may emerge naturally from time to time as part of the ongoing stock selection by the investment manager. Portfolio companies will operate in sub-sectors such as social housing, healthcare, office space, logistics, data centres and communications infrastructure. These sub-sectors may change over time.
- The Fund may also invest in cash for liquidity and cash flow purposes and to pay fund expenses and redemptions.
- The Fund will be managed in a manner that maintains the Fund's eligibility for ISAs.
- The Fund will only invest in the shares of a company if the investment manager in its discretion considers that the company delivers a net social or environmental benefit. Investee companies must comply with the UN Global Compact Principles, have a material impact on one of four predefined UN Sustainable Development Goals and pass a qualitative assessment as to whether sustainability is a core and long term focus.
- The Fund is actively managed.

Benchmark:

Given the specialist mandate of the Fund, the ACD does not consider that there is a representative index or sector that can be used as a benchmark. Investors should assess performance by comparing the annual yield of the Fund against an expected annual yield of 4%.

Other information:

- You can buy and sell shares between 9am and 5pm on most business days when the London Stock Exchange is open for a full range of services.
- The Fund's base currency is Pounds Sterling.
- We carry out investors' requests, to buy, sell or switch, at midday on each business day (which excludes UK public holidays). If we receive a request after midday, we deal with it on the next business day.
- If you hold accumulation shares, income from investments in the Fund will be rolled up into the value of your shares.
- If you hold income shares, income from your investment is paid out to you four times a year.
- Recommendation: the Fund may not be appropriate for investors who plan to withdraw their money within 5 years.
- There can be no guarantee that the objective of the Fund will be achieved.
- On encashment, particularly in the short-term, you may receive less than the original amount invested.
- Charges applicable to the Fund accrue daily, therefore an equivalent rise in the value of shares is required before the original investment can be recovered.

Risk and reward profile

◀ Lower Risk

Typically lower rewards

Higher Risk ▶

Typically higher rewards

1

2

3

4

5

6

7

- This indicator above is not a measure of the risk of capital loss, but an estimated measure of the Fund's price movement over time. It is based on historical data, and thus may not be a reliable indication of the future risk profile of the Fund.
- The risk category shown is not guaranteed to remain unchanged and may shift over time.
- The lowest category does not mean 'risk free'.
- The Fund appears as a '6' on the scale. This is because the Fund's simulated and/or realised return has experienced high rises and falls historically.
- The risk indicator is not related to the risk scale number of the Fund.

The indicator does not take into account the following risks of investing in the Fund:

- The Fund relies on other parties to fulfil certain services, investments or transactions. If these parties become insolvent and fail to meet their obligations, it may expose the Fund to financial loss.

- Real Estate Investment Trusts may be subject to a variety of factors that may adversely affect their business or operations, including high interest costs in connection with capital construction programmes, high leverage, costs associated with environmental and other regulations, the effects of economic slowdown, surplus capacity, increased competition from other providers of services, uncertainties concerning the availability of fuel at reasonable prices, the effects of energy conservation policies and other factors.
- Exchange Rate Risk - Fluctuations in exchange rates may cause the value of your investment to rise or fall.
- Certain securities could become hard to value, sell at a desired time and place, or cease to trade altogether.
- Liquidity Risk - Certain securities could become hard to value, sell at a desired time and price, or cease to trade altogether.
- The investments of the Fund are subject to normal market fluctuations and other risk inherent in investing in securities. Appreciation in the value of investments is not guaranteed.

For full details of the Fund's risks please see Section 5 of the Fund's Prospectus, which is available at www.FundRock.com. Alternatively, you can obtain a copy by contacting the Fund's Administrator at FundRock Partners Limited - FP Foresight, PO Box 12766, Chelmsford, CM99 2FG or, during normal business hours on 0330 123 3721.

Charges for this Fund

The charges you pay are used to pay the costs of running the Fund, including the costs of marketing and distributing it. These charges reduce the potential growth of your investment.

One-off charges taken before or after you invest

	Class A Acc (GBP)	Class A Inc (GBP)
Entry Charge	0.00%	0.00%
Exit charge	0.00%	0.00%

This is the maximum that might be taken out of your money before it is invested (Entry charge) or before the proceeds of your investment are paid out (Exit charge).

Charges taken from the Fund over a year

Ongoing charge	1.25% *
----------------	---------

Charges taken from the Fund under certain conditions

Performance fee	-
-----------------	---

* The methodology for calculation of synthetic expense ratio has changed. Following guidance issued by the Investment Association on 2 July 2020, the synthetic OCF calculation has been expanded to include closed ended vehicles such as investment trusts.

The entry and exit charges shown are maximum figures. In some cases (including when switching to other funds) you might pay less. You can find out actual entry and exit charges from your financial adviser.

The ongoing charges figure is based on expenses for the period ending 30 November 2021. Ongoing charges may vary from year to year. The ongoing charges figure includes any portfolio transaction costs which the Fund pays to its service providers (e.g. to the Fund's custodian) and any entry/exit charges the Fund pays when buying/selling units in another fund. In general, however, the figure excludes other portfolio transaction costs.

For more information about charges please see Section 7 of the Fund's Prospectus, which is available at www.FundRock.com. You may also request the Prospectus from the Fund's Administrator at FundRock Partners Limited - FP Foresight, PO Box 12766, Chelmsford, CM99 2FG or, during normal business hours on 0330 123 3721. A Supplementary Information Document (SID) giving general details about the Fund is also available at www.FundRock.com or on the above number.

Past performance



Source: Morningstar Direct.

Past performance is not a guide to future performance.

The Sub-Fund launched on 15 June 2020.

The Accumulation Share Class (GBP) launched on 15 June 2020. The Income Share Class (GBP) launched on 15 June 2020.

The past performance shown in the chart takes into account all charges except entry and exit charges.

Performance for the Share Class is calculated in GBP.

Class A Acc (GBP)					26.1%
Class A Inc (GBP)					26.1%

Practical information

Depository: Citibank UK Limited.

Documents and remuneration policy: Paper copies of the Fund's Prospectus, the Instrument of Incorporation, the Key Investor Information Documents, the latest annual and semi-annual reports for the Fund and an up-to-date version of the ACD's remuneration policy, including, but not limited to: (i) a description of how remuneration and benefits are calculated; and (ii) the identities of persons responsible for awarding the remuneration and benefits including the composition of the remuneration committee, may be obtained free of charge from the Fund's Administrator at FundRock Partners Limited - FP Foresight, PO Box 12766, Chelmsford, CM99 2FG or during normal business hours on 0330 123 3721 (or +44 (0) 203 975 1042 if calling from outside the UK). The report, accounts and up-to-date remuneration policy can also be obtained from the ACD's website at www.FundRock.com. These documents are available in English.

Liability statement: FundRock Partners Limited may be held liable solely on the basis of any statement contained in this document that is misleading, inaccurate or inconsistent with the relevant parts of the Prospectus for the Fund. FP Foresight OEIC is an open-ended investment company with variable capital, structured as an umbrella Company with three sub-funds. The Company is incorporated with limited liability and registered in England and Wales under number IC001100 and is authorised and regulated by the Financial Conduct Authority.

Prices of shares and further information: The last published prices of shares in the Fund and other information on the Fund, including how to buy and sell shares are available at www.fundlistings.com or, during normal business hours, from FundRock Partners Limited - FP Foresight, PO Box 12766, Chelmsford, CM99 2FG or during normal business hours on 0330 123 3721 (or +44 (0) 203 975 1042 if calling from outside the UK). You may switch between other funds of FP Foresight OEIC. An entry charge may apply. Details on switching are provided in the SID and the Fund's Prospectus. The assets of the Fund belong exclusively to it and are not available to meet the liabilities of any other fund or sub-fund.

Tax: UK tax legislation may have an impact on your personal tax position. Under current UK revenue law and practice, UK resident shareholders may be subject to income tax for income distributions received or capital gains tax on disposal of their shares. Shareholders are advised to consult their professional advisers as to their tax position. Further information on the subject of tax is available in the Prospectus.

This Fund is authorised in the UK and regulated by the Financial Conduct Authority ("FCA"). The ACD/Manager is authorised and regulated in the UK by the FCA.

This key investor information is accurate as at 18 February 2022.

Key Investor Information

This document provides you with key investor information about this Fund. It is not marketing material. The information is required by law to help you understand the nature and the risks of investing in this Fund. You are advised to read it so you can make an informed decision about whether to invest.

FP Foresight UK Infrastructure Income Fund, a sub-fund of FP Foresight OEIC

Class A Accumulation Shares (GBP) (ISIN GB00BF0VS922)

Class A Income Shares (GBP) (ISIN GB00BF0VS815)

The Fund is managed by FundRock Partners Limited.

Objective and investment policy

Objective:

The investment objective of the Fund is to generate income (money paid out by an investment) and preserve capital with potential for capital growth (the increase in value of an investment) over an investment term of 5 years.

Policy:

The Fund will invest a minimum of 70% in GBP denominated, London Stock Exchange listed:

- closed-ended investment trusts (a type of public listed company which invests in the shares of companies),
- real estate investment trusts (a type of company that owns, operates or finances income-generating real estate) and
- exchange traded funds (a type of fund traded on a stock exchange)

which, in each case, are invested in UK companies and assets domiciled, incorporated or which have a significant proportion of their business in the UK.

The Fund may also invest in:

- collective investment schemes,
- shares,
- bonds (loans, usually to a company or government, that pays interest),
- money market instruments (investments usually issued by banks or governments that are a short term loan to the issuer by the buyer. The buyer receives interest and the return of the original amount at the end of a certain period),
- other transferable securities, deposits,
- cash and near cash.

The Fund will comprise of a number of investments in listed owners or operators of infrastructure assets with a focus on the stability and security of quarterly distributions. The Investment Manager will use its expertise to pick investments to achieve the Fund's objective (i.e. the Fund will be actively managed).

The portfolio will be constructed to achieve diversification (i.e. it will hold a variety of investments that typically perform differently from one another) across a broad range of UK infrastructure sectors but may also have up to 20% global exposure.

On giving 60 days' notice to shareholders, the Fund may, in addition to its other investment powers, use:

- derivatives (investments whose value is linked to another investment, or the

performance of a stock exchange or to some other variable factor, such as interest rates), and

- forward transactions (contracts to buy or sell an asset where the date for settlement is agreed as a particular date in the future). The Fund will invest in derivatives and forward transactions for investment purposes and borrow in accordance with the FCA rules and regulatory requirements. Use of derivatives may change the risk profile of the Fund.

Benchmark:

Given the specialist mandate of the Fund, the ACD does not consider that there is a representative index or sector that can be used as a benchmark. Investors should assess performance by comparing the annual yield of the Fund against an expected annual yield of 5%. The expected annual yield is not a target and does not constrain the make-up of the portfolio of the Fund. It is only used to assess the performance of the Fund.

Other information:

- You can buy and sell shares between 9am and 5pm on most business days when the London Stock Exchange is open for a full range of services.
- The Fund's base currency is Pounds Sterling.
- We carry out investors' requests, to buy, sell or switch, at midday on each business day (which excludes UK public holidays). If we receive a request after midday, we deal with it on the next business day.
- If you hold accumulation shares, income from investments in the Fund will be rolled up into the value of your shares.
- If you hold income shares, income from your investment is paid out to you four times a year.
- Recommendation: the Fund may not be appropriate for investors who plan to withdraw their money within 5 years.
- There can be no guarantee that the objective of the Fund will be achieved.
- On encashment, particularly in the short-term, you may receive less than the original amount invested.
- Charges applicable to the Fund accrue daily, therefore an equivalent rise in the value of shares is required before the original investment can be recovered.

Risk and reward profile

◀ Lower Risk

Typically lower rewards

Higher Risk ▶

Typically higher rewards

1

2

3

4

5

6

7

- This indicator above is not a measure of the risk of capital loss, but an estimated measure of the Fund's price movement over time. It is based on historical data, and thus may not be a reliable indication of the future risk profile of the Fund.
- The risk category shown is not guaranteed to remain unchanged and may shift over time.
- The lowest category does not mean 'risk free'.
- The Fund appears as a '5' on the scale. This is because it invests in the infrastructure industry and the Fund's simulated and/or realised return has experiences high rises and falls historically.
- The risk indicator is not related to the risk scale number of the Fund.


The indicator does not take into account the following risks of investing in the Fund:

- The Fund relies on other parties to fulfil certain services, investments or transactions. If these parties become insolvent and fail to meet their obligations, it may expose the Fund to financial loss.
- Infrastructure companies may be subject to a variety of factors that may adversely

affect their business or operations, including high interest costs in connection with capital construction programmes, high leverage, costs associated with environmental and other regulations, the effects of economic slowdown, surplus capacity, increased competition from other providers of services, uncertainties concerning the availability of fuel at reasonable prices, the effects of energy conservation policies and other factors.

- Exchange Rate Risk - Fluctuations in exchange rates may cause the value of your investment to rise or fall.
- Liquidity Risk - Certain securities could become hard to value, sell at a desired time and price, or cease to trade altogether.
- The investments of the Fund are subject to normal market fluctuations and other risk inherent in investing in securities. Appreciation in the value of investments is not guaranteed.
- The Fund's portfolio will be focused on equities and collective investment schemes within the UK Infrastructure Sector. Whilst increasing the potential reward, the nature of a more focused portfolio can increase risk. As such, the returns may be more volatile and will be impacted more by fluctuations in the value of underlying stocks in the UK Infrastructure Sector.

For full details of the Fund's risks please see Section 5 of the Fund's Prospectus, which is available at www.FundRock.com. Alternatively, you can obtain a copy by contacting the Fund's Administrator at FundRock Partners Limited - FP Foresight, PO Box 12766, Chelmsford, CM99 2FG or, during normal business hours on 0330 123 3721.



FUNDROCK

Charges for this Fund

The charges you pay are used to pay the costs of running the Fund, including the costs of marketing and distributing it. These charges reduce the potential growth of your investment.

One-off charges taken before or after you invest

	Class A Acc (GBP)	Class A Inc (GBP)
Entry Charge	4.00%	4.00%
Exit charge	0.00%	0.00%

This is the maximum that might be taken out of your money before it is invested (Entry charge) or before the proceeds of your investment are paid out (Exit charge).

Charges taken from the Fund over a year

Ongoing charge	1.51% *
----------------	---------

Charges taken from the Fund under certain conditions

Performance fee	-
-----------------	---

* The methodology for calculation of synthetic expense ratio has changed. Following guidance issued by the Investment Association on 2 July 2020, the synthetic OCF calculation has been expanded to include closed ended vehicles such as investment trusts.

The entry and exit charges shown are maximum figures. In some cases (including when switching to other funds) you might pay less. You can find out actual entry and exit charges from your financial adviser.

The ongoing charges figure is based on expenses for the period ending 30 November 2021. Ongoing charges may vary from year to year. The ongoing charges figure includes any portfolio transaction costs which the Fund pays to its service providers (e.g. to the Fund's custodian) and any entry/exit charges the Fund pays when buying/selling units in another fund. In general, however, the figure excludes other portfolio transaction costs.

For more information about charges please see Section 7 of the Fund's Prospectus, which is available at www.FundRock.com. You may also request the Prospectus from the Fund's Administrator at FundRock Partners Limited - FP Foresight, PO Box 12766, Chelmsford, CM99 2FG or, during normal business hours on 0330 123 3721. A Supplementary Information Document (SID) giving general details about the Fund is also available at www.FundRock.com or on the above number.

Past performance



Source: Morningstar Direct.

Past performance is not a guide to future performance.

The Sub-Fund launched on 04 December 2017.

The Accumulation Share Class (GBP) launched on 04 December 2017. The Income Share Class (GBP) launched on 04 December 2017.

The past performance shown in the chart takes into account all charges except entry and exit charges.

Performance for the Share Class is calculated in GBP.

Class A Acc (GBP)	6.9%	19.5%	-0.9%	6.1%
Class A Inc (GBP)	5.3%	17.8%	-1.0%	6.1%

Practical information

Depository: Citibank UK Limited.

Documents and remuneration policy: Paper copies of the Fund's Prospectus, the Instrument of Incorporation, the Key Investor Information Documents, the latest annual and semi-annual reports for the Fund and an up-to-date version of the ACD's remuneration policy, including, but not limited to: (i) a description of how remuneration and benefits are calculated; and (ii) the identities of persons responsible for awarding the remuneration and benefits including the composition of the remuneration committee, may be obtained free of charge from the Fund's Administrator at FundRock Partners Limited - FP Foresight, PO Box 12766, Chelmsford, CM99 2FG or during normal business hours on 0330 123 3721 (or +44 (0) 203 975 1042 if calling from outside the UK). The report, accounts and up-to-date remuneration policy can also be obtained from the ACD's website at www.FundRock.com. These documents are available in English.

Liability statement: FundRock Partners Limited may be held liable solely on the basis of any statement contained in this document that is misleading, inaccurate or inconsistent with the relevant parts of the Prospectus for the Fund. FP Foresight OEIC is an open-ended investment company with variable capital, structured as an umbrella Company with three sub-funds. The Company is incorporated with limited liability and registered in England and Wales under number IC001100 and is authorised and regulated by the Financial Conduct Authority.

Prices of shares and further information: The last published prices of shares in the Fund and other information on the Fund, including how to buy and sell shares are available at www.fundlistings.com or, during normal business hours, from FundRock Partners Limited - FP Foresight, PO Box 12766, Chelmsford, CM99 2FG or during normal business hours on 0330 123 3721 (or +44 (0) 203 975 1042 if calling from outside the UK). You may switch between other funds of FP Foresight OEIC. An entry charge may apply. Details on switching are provided in the SID and the Fund's Prospectus. The assets of the Fund belong exclusively to it and are not available to meet the liabilities of any other fund or sub-fund.

Tax: UK tax legislation may have an impact on your personal tax position. Under current UK revenue law and practice, UK resident shareholders may be subject to income tax for income distributions received or capital gains tax on disposal of their shares. Shareholders are advised to consult their professional advisers as to their tax position. Further information on the subject of tax is available in the Prospectus.

This Fund is authorised in the UK and regulated by the Financial Conduct Authority ("FCA"). The ACD/Manager is authorised and regulated in the UK by the FCA.

This key investor information is accurate as at 18 February 2022.

Product

iShares Physical Gold ETC (the "ETC"), ISIN: IE00B4ND3602, is manufactured by iShares Physical Metals plc (the "Company"). The Company is incorporated in Ireland and supervised by the Central Bank of Ireland (the "CBI") in relation to this KID. More information is available at www.blackrock.com/kiid or by calling **0845 357 700**. This document is dated 12 November 2021.

Caution: Investors in Spain - Based on your jurisdiction, you are about to purchase a product that is not simple and may be difficult to understand.

What is this product?

Type

iShares Physical Gold ETC (the "ETC") is a series of secured debt securities issued by iShares Physical Metals public limited company (the "Company") that are linked to physical gold. The ETC securities are listed on the London Stock Exchange, are structured as debt securities and are not units in a collective investment scheme.

Objectives

- The ETC securities aim to provide investment exposure to physical gold and are valued based on the London Bullion Market Association (LBMA) gold price.
- The Company holds physical gold. Each ETC security has a metal entitlement ("Metal Entitlement", which is the amount of physical gold backing the ETC security) and its daily value is calculated based on its daily Metal Entitlement. The daily Metal Entitlement can be found on www.ishares.com.
- The ETC securities are listed and traded on the London Stock Exchange. In normal circumstances, only authorised participants may buy and sell the ETC securities directly with the Company. Investors who are not authorised participants (e.g. select financial institutions) can generally only buy or sell the ETC securities on the secondary market (e.g. via a broker on the London Stock Exchange) at the then prevailing market price. The prevailing market price at which the ETC securities trade on the secondary market may deviate from the daily value of the ETC securities and may not accurately reflect the price of the precious metal underlying the ETC securities.
- The relationship between the return on your investment, how it is impacted and the period for which you hold your investment is considered below under "How long should I hold it and can I take money out early?"
- The gold price fluctuates daily and the value of gold is driven by various factors including its rarity, use in industrial processes and its use as an investment commodity. Pricing of precious metals can be impacted by fundamental issues of supply and demand, political and economic situations (especially in precious metal producing countries) and natural disasters. These factors may all affect the value of your investment.
- Your ETC securities are denominated in US dollars, the ETC's base currency.
- The ETC securities are listed and traded in currencies other than the base currency on one or more stock exchanges. The performance of your ETC securities may be affected by this currency difference.

Intended retail investor

The ETC is intended for retail investors with the ability to bear losses up to the amount invested in the ETC. The ETC securities are appropriate for medium to long term investment, though the ETC securities may also be suitable for shorter term exposure (see further below "How long should I hold it and can I take money out early?").

Insurance benefits

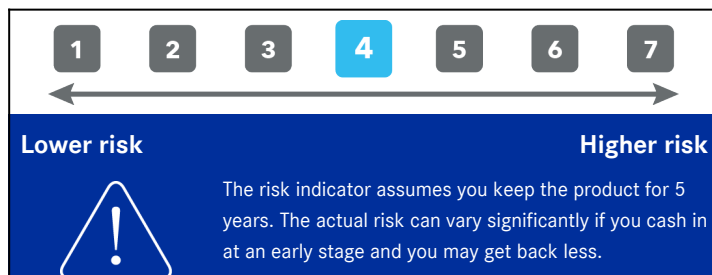
The ETC does not offer any insurance benefits.

Term

The ETC does not have a fixed term of existence, or maturity period, but in certain circumstances an early redemption may occur upon election by the Company or (in the case of a default by the Company) by its trustee, State Street Custodial Services (Ireland) Limited, subject to prior written notice if: (a) the Company exercises its call option at any time by giving 10 days' notice that it is redeeming the ETC securities; (b) certain legal or regulatory changes occur in relation to the Company; (c) the Company is, or there is a substantial likelihood that it will be, required to make a payment in respect of, register for or account for VAT; (d) certain key service providers of the Company resign or their appointment is terminated and no successor has been appointed within 60 days; (e) the Company has defaulted for more than 14 days in a payment or delivery in respect of the ETC securities; (f) the Company does not perform or comply with a material obligation under the terms of the ETC securities or the security deed or trust deed relating to the ETC securities, after the expiry of the relevant grace period; or (g) the Company is subject to liquidation.

What are the risks and what could I get in return?

Risk Indicator



- The summary risk indicator is a guide to the level of risk of this product compared to other products. It shows how likely it is that the product will lose money because of movements in the markets or because we are not able to pay you.
- We have classified this product as 4 out of 7, which is a medium risk class. This classification rates the potential losses from future performance at a medium level, and poor market conditions could affect the value of your investment. This classification is not guaranteed and may change over time and may not be a reliable indication of the future risk profile of this ETC. The lowest category does not mean risk free.

- **Be aware of currency risk.** The currency of this ETC (and/or the trading line of your ETC securities) may be different from that of your country. As you may receive payments in a currency not that of your country, the final return will depend on the exchange rate between these two currencies. This risk is not considered in the indicator shown above.
- **Be aware of risks relating to secondary market trading and liquidity of the ETC securities.** The prevailing market price of your ETC securities traded on the secondary market, including a stock exchange on which the ETC securities are listed, may be affected by a number of external factors, including but not limited to the liquidity of the ETC securities (for more information on these external factors please see the ETC's Base Prospectus).
- The insolvency of certain institutions providing services such as safekeeping of assets may expose the ETC to financial loss.
- This product does not include any protection from future market performance so you could lose some or all of your investment.
- If the ETC is not able to pay you what is owed, you could lose your entire investment.

Performance Scenarios

Investment USD 10,000

Scenarios		1 year	3 years	5 years (Recommended holding period)
		USD	USD	USD
Stress	What you might get back after costs	3,899	5,486	4,514
	Average return each year	-61.0%	-15.0%	-11.0%
Unfavourable	What you might get back after costs	8,849	8,657	8,815
	Average return each year	-11.5%	-4.5%	-2.4%
Moderate	What you might get back after costs	10,553	11,738	13,057
	Average return each year	5.5%	5.8%	6.1%
Favourable	What you might get back after costs	12,559	15,884	19,300
	Average return each year	25.6%	19.6%	18.6%

- This table shows the money you could get back over the next 5 years, under different scenarios, assuming that you invest USD10,000.
- The scenarios shown illustrate how an investment in the ETC could perform. You can compare them with the scenarios of other products. If you buy or sell your ETC securities on the secondary market, the scenarios shown may not accurately illustrate the market price you may obtain on the secondary market.
- The scenarios presented are an estimate of future performance based on evidence from the past on how the value of this investment varies, and are not an exact indicator. What you get will vary depending on how the market performs and how long you keep the investment/product.
- The stress scenario shows what you might get back in extreme market circumstances, and it does not take into account the situation where we are not able to pay you.
- The figures shown include all the costs of the product itself, but may not include all the costs that you pay to your broker, financial adviser or distributor. The figures do not take into account your personal tax situation, which may also affect how much you get back.

What happens if iShares Physical Metals plc is unable to pay out?

The underlying precious metal of the ETC is held in safekeeping by the Company's Custodian, JPMorgan Chase Bank N.A. London Branch, and/or sub-custodians (appointed by the Custodian). In the event of the insolvency of the Arranger or Trustee, the ETC's underlying metal in the safekeeping of the Custodian and/or sub-custodians will not be affected. In the event of the insolvency of the Custodian or any sub-custodian, the allocated metal held by the Custodian or any sub-custodian in an "Allocated Account" (which is a segregated account in which metal is held in allocated form) for the benefit of the Company for the ETC should be protected as such metal should be identified separately from the assets of the Custodian, any sub-custodian and their other clients. Compensation will not be available under the UK Financial Services Compensation Scheme or any other scheme in the event of insolvency of the Company, Custodian, sub-custodians, Arranger and/or Trustee.

What are the costs?

Costs over time

Investment USD 10,000			
Scenarios	If you cash in after 1 year	If you cash in after 3 years	If you cash in after 5 years
Total costs (USD)	13	43	81
Impact on return (RIY) per year	0.13%	0.13%	0.13%

Presentation of costs

- The Reduction in Yield (RIY) shows what impact the total costs you pay will have on the investment return you might get. The total costs take into account one-off, ongoing and incidental costs.
- The amounts shown here are the cumulative costs of the product itself, for one or more different scenarios. The figures assume you invest USD10,000. The figures are estimates and may change in the future. Please check with your broker, financial adviser or distributor, who may charge you additional costs, for further information regarding their costs and the potential impact on your investment over time.

Composition of costs

This table shows the impact on return per year			
One-off costs	Entry costs	0.00%	The impact of the costs you pay when entering your investment.*
	Exit costs	0.00%	The impact of the costs of exiting your investment when it matures.*
Ongoing costs	Portfolio transaction costs	0.00%	The impact of the costs of us buying and selling underlying investments for the ETC securities.
	Insurance costs	None	The impact of the amount you are paying to buy insurance protection.
	Other ongoing costs	0.13%	The impact of the costs that we take each year for managing your investments.
Incidental costs	Performance fees	0.00%	Performance fees are not charged by the ETC.
	Carried interests	None	The impact of the carried interests.

This table shows the impact each year of the different types of costs on the investment return you might get at the end of the recommended holding period and the meaning of the different cost categories.

- * Not applicable for secondary market investors. Secondary market investors deal directly with authorised participants or via a stock exchange and will pay fees charged by their brokers or authorised participants respectively. Stock exchange fees are publicly available on exchanges on which the shares are listed and traded, or can be obtained from stock brokers. Please refer to your broker, financial adviser or distributor for the actual charges.

How long should I hold it and can I take money out early?

Recommended Holding Period: 5 years

The recommended holding period (RHP) has been calculated in line with the investment strategy of the ETC and the timeframe in which it is expected that it will be possible to achieve the investment objective of the ETC. Any investment should be considered against your specific investment needs and appetite for risk. BlackRock has not considered the suitability or appropriateness of this investment for your personal circumstances. If you are in any doubt about the suitability of the ETC to your needs you should seek appropriate professional advice. You can buy or sell your ETC securities daily on the secondary market through a broker. You may receive less than expected if you cash in earlier than the RHP. The RHP is an estimate and must not be taken as a guarantee or an indication of future performance, return or risk levels. Please contact your broker, financial adviser or distributor for any charges.

How can I complain?

If you are not entirely satisfied with any aspect of the service you have received and you wish to complain, details of our complaints handling process are available at www.ishares.com. Additionally, you can also write to the Investor Services Team, at the Arranger's registered office, **12 Throgmorton Avenue, London, EC2N 2DL** or e-mail us at info@ishares.co.uk.

Other relevant information

The latest version of this document, the ETC's Base Prospectus and the latest annual report and half-yearly reports can be obtained free of charge, in hard copy or electronic form, in English and certain other languages, from the iShares website at www.ishares.com or by calling **0800 917 1770** or from your broker, financial adviser or distributor. The cost, performance and risk calculations included in this KID follow the methodology prescribed by EU rules.

UK RESPONSIBLE INCOME FUND

Class I Inc ISIN: GB0005030373
Fund Currency: GBP Share Class Currency: GBP

Janus Henderson
INVESTORS

A sub-fund of Janus Henderson Sustainable/Responsible Funds, a UK OEIC managed by Henderson Investment Funds Limited.

Objective and investment policy

Objective

The Fund aims to provide an income with the potential for capital growth over the long term (5 years or more).

Investment policy

The Fund invests at least 80% of its assets in shares (also known as equities) of companies, of any size, in the UK. Companies will be incorporated, headquartered, or deriving significant revenue from, the UK. The Fund will avoid investing in shares that the Investment Manager considers to potentially have a negative impact on the development of a sustainable global economy.

The Fund may also hold cash and other shares.

The investment manager may use derivatives (complex financial instruments) to reduce risk, to manage the Fund more efficiently, or to generate additional income for the Fund.

The Fund is actively managed with reference to the FTSE All Share Index, which is broadly representative of the companies in which it may invest, as this can provide a useful comparator for assessing the Fund's performance. The investment manager has discretion to choose investments for the Fund with weightings different to the index or not in the index.

As an additional means of assessing the performance of the Fund, the IA UK Equity Income sector average, which is based on a peer group of broadly similar funds, may also provide a useful comparator.

Strategy

The investment manager adopts a flexible and pragmatic investment process, designed with the intention of achieving its objective in a variety of market conditions. The investment process focuses on UK companies with good cash flow and growing dividends, as well as seeking only to invest in companies with a high level of environmental, social and governance (ESG) integrity, which avoids investing in companies involved in such areas as gambling, alcohol production, the military, nuclear energy, and tobacco.

Distribution policy The Fund offers accumulation shares (shares in which net income is retained within the price) and income shares (shares in which net income may be paid out to investors).

Recommendation This Fund may not be appropriate for investors who plan to withdraw their money within 5 years.

The Fund is designed to be used only as one component of several in a diversified investment portfolio. Investors should consider carefully the proportion of their portfolio invested into this Fund.

You can buy, sell or switch shares in the Fund on any dealing day and according to certain restrictions, both defined in detail in the Company's Prospectus.

For an explanation of some of the terms used in this document, please visit the glossary on our website at www.janushenderson.com.

Risk and reward profile



The value of an investment and any income from it can go up or down. When you sell your shares they may be worth less than you paid for them. The rating above is based on the historic volatility of the share class. Historic data may not be a reliable indication of the future risk profile of the Fund. The rating is not guaranteed and may change over time.

The share class appears at 6 out of 7. Share classes in higher categories have shown greater and/or more frequent variations in Net Asset Value in the past five years than those in lower categories. The lowest category does not mean risk free.

Other material risks not captured by the rating:

Equities Shares/Units can lose value rapidly, and typically involve higher risks than bonds or money market instruments. The value of your investment may fall as a result.

Smaller Companies Shares of small and mid-size companies can be more volatile than shares of larger companies, and at times it may be difficult to value or to sell shares at desired times and prices, increasing the risk of losses.

Country or Region If a Fund has a high exposure to a particular country or geographical region it carries a higher level of risk than a Fund which is more broadly diversified.

Responsible Investment The Fund follows a responsible investment approach, which may cause it to be underweight in certain sectors (due to the avoidance criteria employed) and thus perform differently than funds that have a similar financial objective but which do not apply any avoidance criteria when selecting investments.

Derivatives The Fund may use derivatives with the aim of reducing risk or managing the portfolio more efficiently. However this introduces other risks, in particular, that a derivative counterparty may not meet its contractual obligations.

Liquidity Securities within the Fund could become hard to value or to sell at a desired time and price, especially in extreme market conditions when asset prices may be falling, increasing the risk of investment losses.

Charges to Capital Some or all of the ongoing charges may be taken from capital, which may erode capital or reduce potential for capital growth.

Counterparty Risk and Operational Risk The Fund could lose money if a counterparty with which the Fund trades becomes unwilling or unable to meet its obligations, or as a result of failure or delay in operational processes or the failure of a third party provider.

For more information please see the Company's Prospectus.

Charges

The charges you pay are used to pay the costs of running the Fund, including the costs of managing and distributing it. These charges reduce the potential growth of your investment.

If you invest through a third party provider you are advised to consult them directly as charges, performance and terms and conditions may differ materially to those shown in this document.

One-off charges taken before or after you invest*

Entry Charge	0.00%
Exit Charge	0.00%**

* The charges shown are maximum figures. In some cases you may pay less.

** Subject to a charge of up to 3.00% where the Manager suspects excessive trading by an investor (and specifically on subscriptions held for less than 90 days).

Charges taken from the Fund over a year

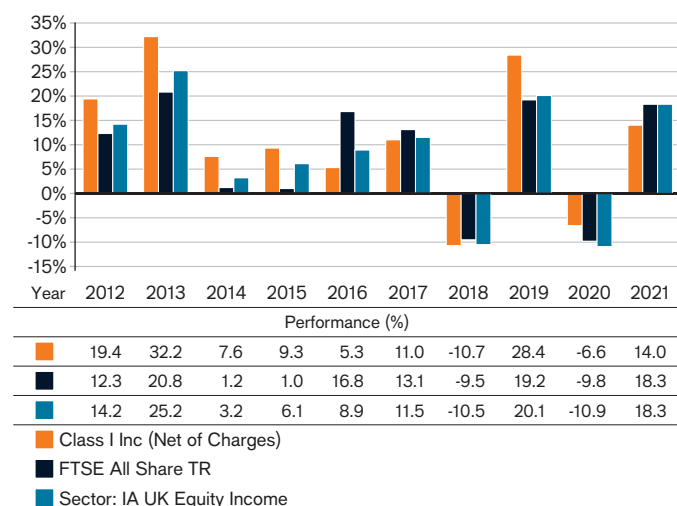
Ongoing Charges	0.85%
-----------------	-------

The ongoing charges are based on actual annualised expenses for the period ending 31 March 2021. Ongoing charges may vary from year to year.

The figure for ongoing charges excludes portfolio transaction costs, except in the case of an initial charge paid by the Fund when buying shares or units in another Fund.

For more information please see the Company's Prospectus.

Past performance



The past performance is calculated in GBP.

The Fund was launched in May 1995 and the share class was launched in June 1995.

Past performance does not predict future returns.

The past performance takes into account all charges except one-off charges.

The Fund does not aim to track the performance of the benchmark.

Practical information

Depository: NatWest Trustee and Depositary Services Limited.

To obtain more information: This Key Investor Information Document may not contain all the information you need.

For the last published price of shares in the Fund or any additional information on the Fund, or to obtain the Company's prospectus or the annual/semi-annual report, please visit www.janushenderson.com. Documents are available free of charge in English and certain other languages. You may also contact the registered office of the Fund at 201 Bishopsgate, London EC2M 3AE, or your local representative office.

Tax: Investors should note that the tax legislation that applies to the Fund may have an impact on the personal tax position of their investment in the Fund.

Contact your adviser to discuss tax treatment, suitability of this investment, and other questions.

Notices: Henderson Investment Funds Limited may be held liable solely on the basis of any statement contained in this document that is misleading, inaccurate or inconsistent with the relevant parts of the prospectus for the Fund.

The assets of each sub-fund are segregated, meaning that each sub-fund is insulated from any losses or claims associated with the other sub-funds. Further information about dealing and switching to other share classes of this Fund or other Funds in this OEIC may be obtained by visiting www.janushenderson.com or found in the Company's prospectus.

The details of the up-to-date remuneration policy of the Manager are available at www.janushenderson.com. A paper copy of the remuneration policy will be made available free of charge upon request. These include a description of how pay and benefits are worked out and the people or committee members responsible for awarding them.

The Fund and Henderson Investment Funds Limited are authorised in the UK and regulated by the Financial Conduct Authority ("FCA").

This Key Investor Information is accurate as at 10 February 2022.

Key Investor Information

This document provides you with key investor information about this fund. It is not marketing material. The information is required by law to help you understand the nature and the risks of investing in this fund. You are advised to read it so you can make an informed decision about whether to invest.

Legal & General Future World ESG UK Index Fund Class I Accumulation - ISIN: GB00BJH4XV95

The authorised fund manager of the Fund is Legal & General (Unit Trust Managers) Limited (the "Manager").

OBJECTIVES AND INVESTMENT POLICY

- The objective of the Fund is to provide a combination of growth and income by tracking the performance of the Solactive L&G Enhanced ESG United Kingdom Index NTR, the "**Benchmark Index**" before fees and expenses are applied.
 - Fund performance may differ from the Benchmark Index as the Fund's returns are after the deduction of charges. Returns will also be impacted by tracking error factors such as transaction costs and portfolio weightings differing from the Benchmark Index.
 - The Fund replicates as closely as possible the constituents of the Benchmark Index by investing at least 90% in the shares of companies that make up the Benchmark Index and in similar proportions to their weighting in the Benchmark Index.
 - The Benchmark Index is comprised of shares in companies that are incorporated, headquartered or which have their principal business activities in the UK.
 - The Benchmark Index is designed to increase exposure to companies that demonstrate good environmental, social and governance ("ESG") efforts and targets an annual reduction in its overall carbon emissions.
 - This means the Fund will invest more in companies that score well against the Manager's proprietary ESG criteria, and less in companies that do not. The Benchmark Index will be rebalanced twice a year.
 - The Benchmark Index will exclude companies from sectors the Manager considers incompatible with good ESG criteria. The Benchmark Index methodology may change over time as the Manager's ability to evaluate ESG criteria changes.
 - The Manager may exclude shares in companies from the Fund which do not meet the Manager's "Climate Impact Pledge", in order to encourage strong governance and sustainable strategies. The number of companies excluded could be limited by the target tracking error.
 - The Fund may invest in shares in companies which are reasonably expected to become part of the Benchmark Index or are an alternative to a constituent of the Benchmark Index.
 - The Fund may also invest in money market instruments (such as treasury bills), cash, deposits and collective investment schemes, including those managed or operated by Legal & General.
 - The Fund may use derivatives (contracts which have a value linked to the price of another asset) for efficient portfolio management purposes to: • reduce risk or cost; or • generate additional capital or income with no, or an acceptably low, level of risk.
 - An up-to-date overview of the Benchmark Index, including excluded sectors is available on Solactive's website: **Solactive L&G Enhanced ESG Methodology**
 - A summary of the Manager's Climate Impact Pledge is available at: www.lgim.com/climate-impact-pledge.
- Other information:**
- The Fund is passively managed as it tracks the Benchmark Index.
 - Your units will be accumulation units. Income from the Fund's investments (dividends) will be reinvested back into the value of your units.
 - You can buy or sell units in this fund on any business day. You need to contact us with your instruction before midday. This is the time we calculate unit prices for this fund. If you contact us after midday, the units will be bought or sold at the next business day's price.
 - The Fund's base currency is denominated in sterling (British pounds).
 - This Fund is designed for investors looking for growth and income and to increase their exposure to shares in companies that demonstrate good ESG efforts in the UK, as represented by the Benchmark Index.
 - Although investors can take their money out at any time, this Fund may not be appropriate for those who plan to withdraw their money within five years.
 - This Fund is not designed for investors who cannot afford more than a minimal loss of their investment.
 - If you do not understand this document we recommend you seek additional information to help you decide if this Fund is right for you.
 - This Fund is designed for investors looking for growth and income and to increase their exposure to shares in companies that demonstrate good ESG efforts in the UK, as represented by the Benchmark Index.

RISK AND REWARD PROFILE

Lower risk ← Higher risk
Potentially lower rewards ← Potentially higher rewards

1	2	3	4	5	6	7
---	---	---	---	---	---	---

- The Risk and Reward Indicator table demonstrates where the Fund ranks in terms of its potential risk and reward. The higher the rank the greater the potential reward but the greater the risk of losing money. It is not guaranteed to remain the same and may change over time. It is based on historical data and may not be a reliable indication of the future risk profile of the Fund. The shaded area in the table above shows the Fund's ranking on the Risk and Reward Indicator.
- The Fund is in category 6 because it invests in company shares which are sensitive to variations in the stock market. The value of company shares can change substantially over short periods of time. Company shares are generally considered to be higher risk investments than bonds or cash.
- Even a fund in the lowest category is not a risk free investment.
- The value of your investment may fall as well as rise and is not guaranteed. You might get back less than you invest.

Further information on the risks of investing in this fund is contained in the Prospectus available at www.legalandgeneral.com/reports.

The risk and reward indicator may not take account of the following risks of investing in the Fund:

- The Fund could lose money if any institutions providing services such as acting as counterparty to derivatives or other instruments, becomes unwilling or unable to meet its obligations to the Fund.
- Derivatives are highly sensitive to changes in the value of the asset on which they are based and can increase the size of losses and gains.
- The Fund has a sustainability and/or ESG focus in its investment process which may i) limit the Fund's exposure to or exclude certain companies, industries or sectors ii) impact the Fund's investment performance compared to other funds that do not apply such criteria and, iii) differ from an investor's own sustainability and/or ESG criteria.
- Where companies in the Index are excluded from the Fund as a result of the Climate Impact Pledge, this may affect the ability of the manager to closely track the performance of the Index.
- The Fund may have underlying investments that are valued in currencies that are different from GBP. Exchange rate fluctuations will impact the value of your investment. Currency hedging techniques may be applied to reduce this impact but may not entirely eliminate it.



CHARGES

The charges you pay are used to pay the costs of running the Fund, including the costs of marketing and distributing it. These charges reduce the potential return from your investment.

One-off charges taken before or after you invest	
Entry charge	0.00%
Exit charge	0.00%
This is the maximum that might be taken out of your money before it is invested.	
The price for buying and selling units is subject to a Dilution Adjustment See opposite.	
Charges taken from the fund over a year	
Ongoing charge	0.15%
Charges taken from the fund under certain specific conditions	
Performance fee	None

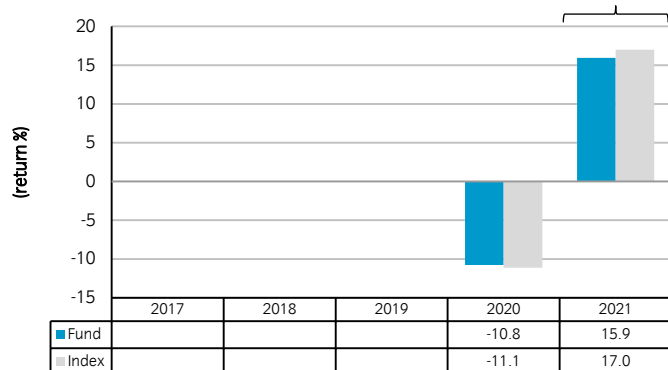
- There are no entry or exit charges.
- The ongoing charges figure is based on the latest available expenses at February 2022. This figure may vary from year to year.
- This Fund's ongoing charges include any charges made by any other funds it may invest in. They exclude portfolio transaction costs.
- The ongoing charges are taken from the income of the Fund.

Other costs:

- **Dilution Adjustment:** on any day, the prices for buying or selling units in this Fund are the same. The Fund manager calculates a single price for this Fund based on the mid-point between the buying and selling prices of the Fund's assets. In certain circumstances, the Fund manager can adjust this price to account for whether there is more money going into or coming out of the Fund. This is called a 'dilution adjustment'. This can vary but as an example for this Fund we estimate 0.56% for purchases and 0.07% for sales at 02 December 2021. The amount of the dilution adjustment may differ in future.
- For more information about charges and costs, please see the charges and expenses section in the Fund's Prospectus, or visit our website at legalandgeneral.com/chargesandfees.

PAST PERFORMANCE

*Performance prior to this point achieved under circumstances that no longer apply



- Past performance is not a guide to future performance.
- The figures for the Fund take into account the ongoing charges and assume income (after any tax) is reinvested.
- The performance has been calculated in Sterling (British Pounds).
- The Fund will not replicate the performance of the Benchmark Index perfectly due to the expenses, tax and transaction costs incurred by the Fund, which are not included in the Benchmark Index.
- The annual return is for a 12 month period ending 31 December.
- The Fund launched in 2019.
- This unit class launched in 2019.
- **Effective date 15 January 2021*, the Fund changed its benchmark index.**

PRACTICAL INFORMATION

- The trustee and depositary is Northern Trust Investor Services Limited.
- You can obtain further information about the Fund including copies of its prospectus and the latest annual and semi-annual reports at www.legalandgeneral.com/reports. Paper copies of these documents are also available free of charge in English from Legal & General Investments, PO Box 6080, Wolverhampton WV1 9RB.
- Investors can get other practical information, including the latest prices, dilution adjustment and details of any other unit classes that are available, by calling us on **0370 050 0955** Monday to Friday between 9.00am and 5.00pm. Call charges will vary.
- This Fund is subject to the tax legislation of the United Kingdom, which may have an impact on each investor's personal tax position.
- The Manager may be held liable solely on the basis of any statement contained in this document that is misleading, inaccurate or inconsistent with the relevant parts of the Prospectus for the Fund.
- Details of our Remuneration Policy including our Remuneration Committee and how remuneration and benefits are calculated can be accessed from www.lgim.com/remuneration. A paper copy is also available free of charge upon request.
- The Benchmark Index is administered by Solactive AG who are listed on the register of administrators and benchmarks maintained by ESMA.

Key Investor Information

This document provides you with key investor information about this fund. It is not marketing material. The information is required by law to help you understand the nature and the risks of investing in this fund. You are advised to read it so you can make an informed decision about whether to invest.

Legal & General Global Real Estate Dividend Index Fund Class I Accumulation - ISIN: GB00BYW7CN38

The authorised fund manager of the Fund is Legal & General (Unit Trust Managers) Limited.

OBJECTIVES AND INVESTMENT POLICY

- The objective of the Fund is to provide a combination of income and growth by tracking the performance of the FTSE EPRA Nareit Developed Dividend Plus Index, the "Benchmark Index". This objective is after the deduction of charges and taxation.
 - The Benchmark Index is comprised of shares in income producing real estate holding & development companies and real estate investment trusts (known as REITs) that have a 1 year forecast dividend yield of at least 2% in accordance with the index provider's methodology.
 - The Fund seeks to replicate the Benchmark Index and its investments will closely match those that make up the Benchmark Index.
 - The Fund will have at least 90% exposure to assets that are included in the Benchmark Index.
 - The Fund may also invest in money market instruments (such as treasury bills), cash, deposits, shares in companies which are reasonably expected to become part of the Benchmark Index in the near future or are an alternative to a constituent of the Benchmark Index and collective investment schemes, including those managed or operated by the Manager or an associate of the Manager.
 - The Fund may use derivatives (contracts which have a value linked to the price of another asset) to:
 - reduce risk or cost; or
 - generate additional capital or income with no, or an acceptably low, level of risk.
- Other information:**
- The Fund is passively managed as it tracks the Benchmark Index.
 - Your units will be accumulation units. Income from the Fund's investments (dividends) will be reinvested back into the value of your units.
 - You can buy or sell units in this Fund on any business day. You need to contact us with your instruction before 3.00pm. This is the time we calculate unit prices for this Fund. If you contact us after 3.00pm, the units will be bought or sold at the next business day's price.
 - The Fund's base currency is denominated in sterling (British pounds).
 - This Fund may be suitable for investors looking for income and growth by tracking the Global Real Estate Dividend market as represented by the Benchmark Index.
 - Although investors can take their money out at any time, this Fund may not be appropriate for those who plan to withdraw their money within five years.
 - This Fund is not designed for investors who cannot afford more than a minimal loss of their investment.
 - If you do not understand this document we recommend you seek additional information to help you decide if this Fund is right for you.

RISK AND REWARD PROFILE

Lower risk ← → Higher risk
Potentially lower rewards Potentially higher rewards

1	2	3	4	5	6	7
---	---	---	---	---	---	---

- The Risk and Reward Indicator table demonstrates where the Fund ranks in terms of its potential risk and reward. The higher the rank the greater the potential reward but the greater the risk of losing money. It is not guaranteed to remain the same and may change over time. It is based on historical data and may not be a reliable indication of the future risk profile of the Fund. The shaded area in the table above shows the Fund's ranking on the Risk and Reward Indicator.
 - The Fund is in category 6 because it invests in a mixture of property company shares and REITs. Company shares are sensitive to variations in the stock market and their value can change substantially over short periods of time. REITs are sensitive to variations in the value of the underlying properties and rental income. Company shares and REITs are generally considered to be higher risk investments than bonds or cash.
 - Even a fund in the lowest category is not a risk free investment.
 - The value of your investment may fall as well as rise and is not guaranteed. You might get back less than you invest.
- Further information on the risks of investing in this fund is contained in the Prospectus available at www.legalandgeneral.com/reports.
- The risk and reward indicator may not take account of the following risks of investing in the Fund:
- The Fund could lose money if any institutions providing services such as acting as counterparty to derivatives or other instruments, becomes unwilling or unable to meet its obligations to the Fund.
 - Derivatives are highly sensitive to changes in the value of the asset on which they are based and can increase the size of losses and gains.
 - Most of the fund holds investments from a particular market sector, that of property company shares and REITs. Funds like this can be more volatile than funds that invest across many market sectors. This is because the value of the fund can go up and down more often and by larger amounts than funds that are spread more widely, especially in the short term.
 - The Fund invests in property companies and REITs. These investments tend to be more volatile than investing directly in property because they can go up and down in value more often and by larger amounts, especially in the short term.
 - These risks may increase with market uncertainty and it could become even less easy for the Fund to buy and sell investments. If this happens, the value of the Fund may fall and in extreme circumstances this may also force a delay in buying and selling your investment in the Fund, which may mean you have to wait for your money to be invested or returned. The Fund can only delay paying out if it is in the interests of all investors and with the permission of the Fund trustee or depositary.
 - The Fund may have underlying investments that are valued in currencies that are different from GBP. Exchange rate fluctuations will impact the value of your investment. Currency hedging techniques may be applied to reduce this impact but may not entirely eliminate it.
 - We may take some or all of the ongoing charges from the Fund's capital rather than the Fund's income. This increases the amount of income, but it reduces the growth potential and may lead to a fall in the value of the Fund.



CHARGES

The charges you pay are used to pay the costs of running the Fund, including the costs of marketing and distributing it. These charges reduce the potential return from your investment.

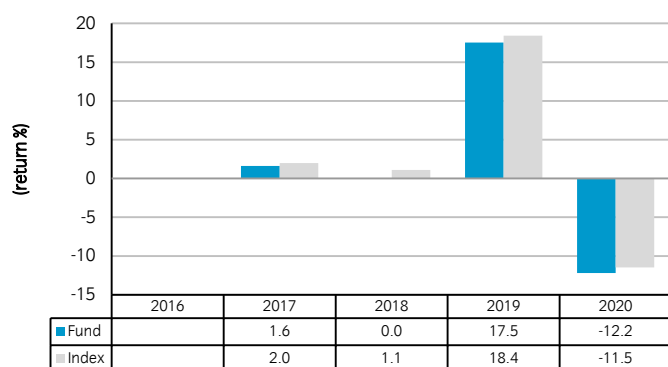
One-off charges taken before or after you invest	
Entry charge	0.00%
Exit charge	0.00%
This is the maximum that might be taken out of your money before it is invested.	
The price for buying and selling units is subject to a Dilution Adjustment See opposite.	
Charges taken from the fund over a year	
Ongoing charge	0.20%
Charges taken from the fund under certain specific conditions	
Performance fee	None

- There are no entry or exit charges.
- The ongoing charges figure is based on the latest available expenses at December 2020. This figure may vary from year to year.
- This Fund's ongoing charges include any charges made by any other funds it may invest in. They exclude portfolio transaction costs.
- The ongoing charges are taken from the capital of the Fund.

Other costs:

- **Dilution Adjustment:** on any day, the prices for buying or selling units in this Fund are the same. The Fund manager calculates a single price for this Fund based on the mid-point between the buying and selling prices of the Fund's assets. In certain circumstances, the Fund manager can adjust this price to account for whether there is more money going into or coming out of the Fund. This is called a 'dilution adjustment'. This can vary but as an example for this Fund we estimate 0.13% for purchases and 0.10% for sales at 04 October 2021. The amount of the dilution adjustment may differ in future.
- For more information about charges and costs, please see the charges and expenses section in the Fund's Prospectus, or visit our website at legalandgeneral.com/chargesandfees.

PAST PERFORMANCE



- Past performance is not a guide to future performance.
- The figures for the Fund take into account the ongoing charges and assume income (after any tax) is reinvested.
- The performance has been calculated in Sterling (British Pounds).
- The Fund will not replicate the performance of the Benchmark Index perfectly due to the expenses, tax and transaction costs incurred by the Fund, which are not included in the Benchmark Index.
- The annual return is for a 12 month period ending 31 December.
- The Fund launched in 2016.
- This unit class launched in 2016.

PRACTICAL INFORMATION

- The trustee and depositary is Northern Trust Investor Services Limited.
- You can obtain further information about the Fund including copies of its prospectus and the latest annual and semi-annual reports at www.legalandgeneral.com/reports. Paper copies of these documents are also available free of charge in English from Legal & General Investments, PO Box 6080, Wolverhampton WV1 9RB.
- Investors can get other practical information, including the latest prices, dilution adjustment and details of any other unit classes that are available, by calling us on **0370 050 0955** Monday to Friday between 8.30am and 6.00pm. Call charges will vary.
- This Fund is subject to the tax legislation of the United Kingdom, which may have an impact on each investor's personal tax position.
- Legal & General (Unit Trust Managers) Limited may be held liable solely on the basis of any statement contained in this document that is misleading, inaccurate or inconsistent with the relevant parts of the Prospectus for the Fund.
- Details of our Remuneration Policy including our Remuneration Committee and how remuneration and benefits are calculated can be accessed from www.lgim.com/remuneration. A paper copy is also available free of charge upon request.
- The Benchmark Index is administered by FTSE International Limited who are listed on the register of administrators and benchmarks maintained by ESMA.

Key Investor Information

This document provides you with key investor information about this fund. It is not marketing material. The information is required by law to help you understand the nature and the risks of investing in this fund. You are advised to read it so you can make an informed decision about whether to invest.

Legal & General MSCI World Socially Responsible Investment (SRI) Index Fund Class I Accumulation - ISIN: GB00B0CNH940

The authorised fund manager of the Fund is Legal & General (Unit Trust Managers) Limited.

OBJECTIVES AND INVESTMENT POLICY

- The objective of the Fund is to provide growth by tracking the performance of the MSCI World SRI Index, the "Index".
- The Fund will invest in assets that are included in the Index.
- The Index is comprised of shares in the largest global companies across 23 developed stock markets.
- The Fund will have exposure to companies with outstanding Environmental, Social and Governance (ESG) ratings and excludes companies who have a negative social or environmental impact.
- The Fund replicates as closely as possible the constituents of the Index, less those constituents excluded by the ethical screening methodology, by holding all, or substantially all, of the remaining shares in companies in the Index in similar proportions to their weightings in the Index.
- The Fund may also invest in shares in companies which are reasonably expected to become part of the Index in the near future or are an alternative to a constituent of the Index, money market instruments (such as treasury bills), cash, deposits and collective investment schemes including those managed or operated by the Manager or an associate of the Manager.
- The Fund may use derivatives (contracts which have a value linked to the price of another asset) to:
 - reduce risk or cost; or
 - generate additional capital or income with no, or an acceptably low, level of risk.
- A summary of the methodology is available on: https://www.msci.com/eqb/methodology/meth_docs/MSCI_May18_SRI_Met_hodology.pdf
- Other information:**
 - The Fund is passively managed as it tracks the Index, less those constituents that are excluded by the ethical screening criteria.
 - Your units will be accumulation units. Income from the Fund's investments (dividends) will be reinvested back into the value of your units.
 - You can buy or sell units in this Fund on any business day. You need to contact us with your instruction before 3.00pm. This is the time we calculate unit prices for this Fund. If you contact us after 3.00pm, the units will be bought or sold at the next business day's price.
 - The Fund's base currency is denominated in Sterling (British pounds).
 - This Fund may be suitable for investors looking for growth from an investment in Global company shares that confirm to a range of Ethical and Environmental guidelines.
 - Although investors can take their money out at any time, this Fund may not be appropriate for those who plan to withdraw their money within five years.
 - This Fund is not designed for investors who cannot afford more than a minimal loss of their investment.
 - If you do not understand this document we recommend you seek additional information to help you decide if this Fund is right for you.

RISK AND REWARD PROFILE

Lower risk ← → Higher risk
Potentially lower rewards Potentially higher rewards

1	2	3	4	5	6	7
---	---	---	---	---	---	---

- The Risk and Reward Indicator table demonstrates where the Fund ranks in terms of its potential risk and reward. The higher the rank the greater the potential reward but the greater the risk of losing money. It is not guaranteed to remain the same and may change over time. It is based on historical data and may not be a reliable indication of the future risk profile of the Fund. The shaded area in the table above shows the Fund's ranking on the Risk and Reward Indicator.
- The Fund is in category 6 because it invests in company shares which are sensitive to variations in the stock market. The value of company shares can

change substantially over short periods of time. Company shares are generally considered to be higher risk investments than bonds or cash.

- Even a fund in the lowest category is not a risk free investment.
 - The value of your investment may fall as well as rise and is not guaranteed. You might get back less than you invest.
- Further information on the risks of investing in this fund is contained in the Prospectus available at www.legalandgeneral.com/reports. The risk and reward indicator may not take account of the following risks of investing in the Fund:
- The Fund could lose money if any institutions providing services such as acting as counterparty to derivatives or other instruments, becomes unwilling or unable to meet its obligations to the Fund.
 - Derivatives are highly sensitive to changes in the value of the asset on which they are based and can increase the size of losses and gains.
 - The Fund may have underlying investments that are valued in currencies that are different from GBP. Exchange rate fluctuations will impact the value of your investment. Currency hedging techniques may be applied to reduce this impact but may not entirely eliminate it.



CHARGES

The charges you pay are used to pay the costs of running the Fund, including the costs of marketing and distributing it. These charges reduce the potential return from your investment.

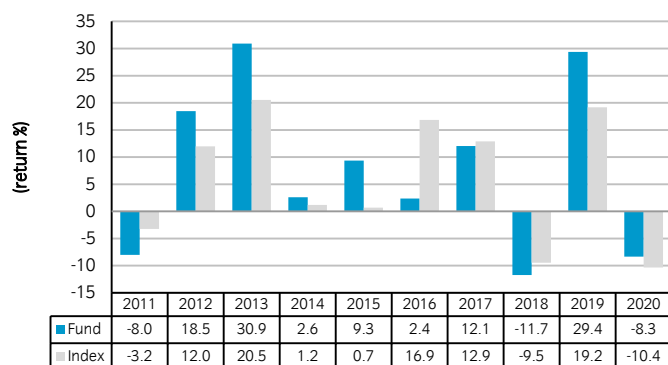
One-off charges taken before or after you invest	
Entry charge	0.00%
Exit charge	0.00%
This is the maximum that might be taken out of your money before it is invested.	
The price for buying and selling units is subject to a Dilution Adjustment See opposite.	
Charges taken from the fund over a year	
Ongoing charge	0.25%
Charges taken from the fund under certain specific conditions	
Performance fee	None

- There are no entry or exit charges.
- The ongoing charges figure is based on the latest available expenses at December 2020. This figure may vary from year to year.
- This Fund's ongoing charges include any charges made by any other funds it may invest in. They exclude portfolio transaction costs.
- The ongoing charges are taken from the income of the Fund.

Other costs:

- **Dilution Adjustment:** on any day, the prices for buying or selling units in this Fund are the same. The Fund manager calculates a single price for this Fund based on the mid-point between the buying and selling prices of the Fund's assets. In certain circumstances, the Fund manager can adjust this price to account for whether there is more money going into or coming out of the Fund. This is called a 'dilution adjustment'. This can vary but as an example for this Fund we estimate 0.09% for purchases and 0.05% for sales at 04 October 2021. The amount of the dilution adjustment may differ in future.
- For more information about charges and costs, please see the charges and expenses section in the Fund's Prospectus, or visit our website at legalandgeneral.com/chargesandfees.

PAST PERFORMANCE



- Past performance is not a guide to future performance.
- The figures for the Fund take into account the ongoing charges and assume income (after any tax) is reinvested.
- The performance has been calculated in Sterling (British Pounds).
- The Fund will not replicate the performance of the Index perfectly. This is due to the removal of companies that do not meet the Fund's objective in addition to the expenses, tax and transaction costs incurred by the Fund, which are not included in the Index.
- The annual return is for a 12 month period ending 31 December.
- The Fund launched in 1999.
- This unit class launched in 2005.
- **The Fund changed its Index on 28 January 2021. Prior to this date the chart opposite shows the performance of the FTSE 350 Index.**

PRACTICAL INFORMATION

- The trustee and depositary is Northern Trust Investor Services Limited.
- You can obtain further information about the Fund including copies of its prospectus and the latest annual and semi-annual reports at www.legalandgeneral.com/reports. Paper copies of these documents are also available free of charge in English from Legal & General Investments, PO Box 6080, Wolverhampton WV1 9RB.
- Investors can get other practical information, including the latest prices, dilution adjustment and details of any other unit classes that are available, by calling us on **0370 050 0955** Monday to Friday between 8.30am and 6.00pm. Call charges will vary.
- This Fund is subject to the tax legislation of the United Kingdom, which may have an impact on each investor's personal tax position.
- Legal & General (Unit Trust Managers) Limited may be held liable solely on the basis of any statement contained in this document that is misleading, inaccurate or inconsistent with the relevant parts of the Prospectus for the Fund.
- Details of our Remuneration Policy including our Remuneration Committee and how remuneration and benefits are calculated can be accessed from www.lgim.com/remuneration. A paper copy is also available free of charge upon request.
- The Index is administered by MSCI Limited who are listed on the register of administrators and benchmarks maintained by ESMA.

This document provides you with key investor information about this fund. It is not marketing material. The information is required by law to help you understand the nature and the risks of investing in this fund. You are advised to read it so you can make an informed decision about whether to invest.

Royal London Emerging Markets ESG Leaders Equity Tracker Fund (Accumulation - Class Z Shares)

A sub-fund of Royal London Equity Funds ICVC ISIN: GB00BZ8FWL65
Managed by Royal London Unit Trust Managers Limited

Objectives and investment policy

Objective The Fund's investment objective is to deliver over the long term (at least 7 years), the capital growth and income of the MSCI Emerging Markets ESG Leaders Net Return Index (expressed in GBP) (the "Index").

This is carried out principally by matching the performance of the Index, which is made up of companies that have the highest environmental, social and governance (ESG) performance in each sector of the wider MSCI Emerging Markets Net Return Index.

Policy The Fund will invest at least 70% of its assets in shares of companies that belong to the Index.

The Fund uses an optimised portfolio approach aimed at maximising return while controlling risk. This means that, while the Fund aims largely to replicate the composition of the Index, the manager may decide not to hold all constituents of the Index, particularly if they have poor liquidity (where the money invested is not easily accessible), or if they are expensive to trade. The manager may also choose not to hold constituents in the exact benchmark weights of the Index.

The Fund is permitted to invest in shares that were once held in the index, but have since been replaced. The Fund may also invest up to 10% in other funds, known as collective investment schemes.

The fund may also obtain limited indirect exposure to emerging markets by investing in American Depositary Receipts, American Depositary Shares, Global Depositary Receipts and Global Depositary Shares, which are listed or traded on stock exchanges and regulated markets outside of emerging markets. The Fund may also obtain exposure to emerging markets by investing in Participatory Notes.

A limited amount of the Fund's assets may also be invested in other transferable securities (including government and public securities), cash and money-market instruments.

Investments that derive their value from another closely related underlying investment (known as derivatives) are also permitted. These will be used for efficient portfolio management purposes (EPM) only.

Recommendation The Fund may not be appropriate for investors who plan to withdraw their money within 5 years.

Other information The funds or securities referred to herein are not sponsored, endorsed, or promoted by MSCI, and MSCI bears no liability with respect to any such funds or securities or any index on which such funds or securities are based. The Prospectus contains a more detailed description of the limited relationship MSCI has with Royal London and any related funds.

Concepts to understand

Efficient Portfolio Management A list of approved investment techniques, including the use of derivatives, used to protect against excessive risk, reduce cost or generate extra income or growth.

You can buy and sell your shares on each working day, except public holidays, at 12:00 noon if you tell us before 12:00 noon that you want to do so. Instructions received after 12:00 noon will be processed at 12:00 noon on the following working day.

Other share classes may be available as described in the Prospectus. If this is an income share class, any income will be paid out to you. If this is an accumulation share class, any income will be reinvested in the Fund.

Risk and reward profile



Typically lower rewards

Typically higher rewards

The fund is shown in risk category 6 because its share price has shown a high level of volatility historically. The indicator has been calculated using historical data and may not be a reliable indication of the future risk profile of the Fund. As an investment, shares are typically more volatile than money market instruments and bonds.

The risk and reward indicator is not a measure of the expected rise or fall in capital but shows how sharply the Fund's share price has gone up and down historically.

A fund whose share price has experienced sharp or large increases or decreases will sit in a higher risk category, whereas a fund whose share price has experienced small or gradual increases or decreases will sit in a lower risk category.

The indicator is calculated using a standard methodology derived from EU rules.

The risk/reward indicator is an estimate and not a guarantee. Going forward, the Fund's actual volatility could be higher or lower, and its rated risk/reward profile could change. The lowest risk category does not mean the investment is risk free.

The risk indicator does not adequately capture the following risks, which are materially relevant to the Fund:

Investment Risk The value of investments and any income from them may go down as well as up and is not guaranteed. Investors may not get back the amount invested.

EPM Techniques The Fund may engage in EPM techniques including holdings of derivative instruments. Whilst intended to reduce risk, the use of these instruments may expose the Fund to increased price volatility.

Exchange Rate Risk Investing in assets denominated in a currency other than the base currency of the Fund means the value of the investment can be affected by changes in exchange rates.

Liquidity Risk In difficult market conditions the value of certain fund investments may be difficult to value and harder to sell, or sell at a fair price, resulting in unpredictable falls in the value of your holding.

Emerging Markets Risk Investing in Emerging Markets may provide the potential for greater rewards but carries greater risk due to the possibility of high volatility, low liquidity, currency fluctuations, the adverse effect of social, political and economic instability, weak supervisory structures and accounting standards.

Counterparty Risk The insolvency of any institutions providing services such as safekeeping of assets or acting as counterparty to derivatives or other instruments, may expose the Fund to financial loss.

Charges

The charges you pay are used to pay the costs of running the Fund, including the costs of marketing and distributing the Fund. These charges reduce the potential growth of the investment.

One-off charges taken before or after you invest:

Entry charge	None
--------------	------

Exit charge	None
-------------	------

Charges taken from the fund over a year:

Ongoing charge	0.25%
----------------	-------

Charges taken from the fund under specific conditions:

Performance fee	None
-----------------	------

The entry and exit charge is the maximum that might be taken out of your money before it is invested or before the proceeds of your investment are paid out.

Ongoing charge is based on the Fund Management Fee (FMF), which is the periodic fee paid to the ACD to cover the expenses of the Fund. This figure does not include portfolio transaction costs. Ongoing charges are the same for all investors in the share class.

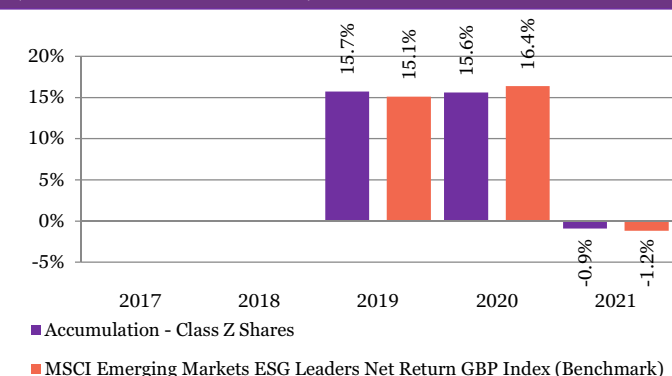
Past performance

The graph shows fund performance over the past 5 years where available. The figure for a given year shows how much the Fund increased or decreased in value during that year. These results reflect ongoing charges taken from the Fund, but do not reflect any entry charges you might have to pay.

The Fund was launched on 12 June 2017 and the share class on 5 March 2018.

On 1 February 2019, the Fund's objective and policy were updated to reflect the Fund's tracking of the net total return of the benchmark. The past benchmark performance shown in the chart prior to this date displays the capital return of the Fund's benchmark.

The Royal London Emerging Markets ESG Leaders Equity Tracker Fund
(Accumulation - Class Z Shares) in GBP



Source: RLAM and DataStream as at 31 December 2021

Past performance is not a guide to future performance and may not be repeated.

The chart shows performance in British Pounds after the ongoing charges and the portfolio transaction costs have been paid. Entry and exit charges are excluded from calculations of past performance.

Practical information

Depositary: HSBC Bank plc

Additional Information: This Key Investor Information Document (KIID) may not contain all the information you need. For additional information on this fund (including the Supplementary Information Document), on other share classes of this fund and on other funds, or to obtain a free copy of the Fund's Prospectus or the annual and semi-annual shareholder reports, call the information line or write to the registered office, details of which are below. Alternatively, visit www.rlam.co.uk. The Prospectus and shareholder reports are in English.

This document describes one share class of the Fund. The Prospectus and annual and semi-annual shareholder reports are prepared for the entire fund across all share classes.

For fund performance and most recent share price, visit www.rlam.co.uk.

Should you wish to switch share classes or funds, please see the "Switching" section of the Prospectus for details.

Tax: Investors should note that the tax legislation that applies to the Fund may have an impact on the personal tax position of their investment in the Fund. Contact your adviser to discuss tax treatment, suitability of this investment, and other questions.

Notices: Royal London Unit Trust Managers Limited may be held liable solely on the basis of any statement contained in this document that is misleading, inaccurate or inconsistent with the relevant parts of the Prospectus.

The Prospectus and long reports (shareholder reports) are prepared for the entire company. The assets and liabilities of each sub-fund are segregated by law. Therefore, the assets of the Fund belong exclusively to it and are not available to meet the liabilities of any other fund of Royal London Equity Funds ICVC.

The Fund is authorised in the United Kingdom and regulated by the Financial Conduct Authority, Royal London Unit Trust Managers Limited is authorised and regulated by the Financial Conduct Authority.

Details of the Company's remuneration policy are available at www.rlam.co.uk including: (a) a description of how remuneration and benefits are calculated; and (b) the identities of persons responsible for awarding remuneration and benefits. A paper copy of these details may be obtained, free of charge, on request from the Company, at the address below.

Address: Royal London Asset Management
55 Gracechurch Street, London EC3V 0RL

Telephone: 03456 04 04 04

Website: www.rlam.co.uk
A member of the Investment Association

Publication Date: This Key Investor Information is accurate as at 11 February 2022

This document provides you with key investor information about this fund. It is not marketing material. The information is required by law to help you understand the nature and the risks of investing in this fund. You are advised to read it so you can make an informed decision about whether to invest.

Royal London Investment Grade Short Dated Credit Fund (Income - Class Z Shares)

A sub-fund of Royal London Bond Funds ICVC ISIN: GB00BYQTH296
Managed by Royal London Unit Trust Managers Limited

Objectives and investment policy

Objective The Fund's investment objective is to achieve a total return over the medium term (3–5 years) by investing at least 80% in investment-grade bonds. Of these, at least 70% will be short-dated (bonds that will reach maturity within five years). Prior to investment, the Fund's holdings are subject to predefined ethical criteria. The Fund's performance target is to outperform, after the deduction of charges, the ICE Bank of America 1–5 Year Sterling Non-Gilt Index (the "Index") by 0.25% over rolling 3-year periods. For further information on the Fund's index, please refer to the Prospectus. The Fund is actively managed.

Policy At least 80% of the Fund will be invested in investment grade bonds of companies and other organisations (known as corporate bonds) that are listed in sterling. Of these, at least 70% will have a maturity of less than five years. Floating rate notes, asset-backed securities, supranational bonds and agency bonds are included in this segment of the Fund.

The remainder of the Fund may be invested in a range of securities, including UK Government bonds and the bonds of companies and other organisations that are listed in a currency other than sterling. Bonds with a maturity greater than five years are also allowed. The Fund's bond holdings will typically be investment-grade bonds. The Fund may also invest in preference shares.

A limited amount of the Fund's assets may be invested in other transferable securities.

The Fund's bond holdings are also subject to predefined ethical criteria, which are reviewed on a quarterly basis. The Fund's manager will not consider the bonds of companies or other organisations that generate more than 10% of their turnover from either one or a combination of the following:

- 1) Armaments – The manufacture of armaments, nuclear weapons or associated strategic products
 - 2) Tobacco – The growing, processing or selling of tobacco products
- Full details of the Fund's ethical criteria are available on request and can be found on our website.

Up to 10% of the Fund's assets may be invested in other funds, known as collective investment schemes.

The Fund may also hold a small amount of its portfolio in derivatives (investments that derive their value from another closely related underlying investment) for the purposes of efficient portfolio management

Cash is unlikely to exceed 5% of assets.

Recommendation The Fund may not be appropriate for investors who plan to withdraw their money within 5 years.

Concepts to understand

Bonds are defined as fixed-income investments issued as debt by companies and public bodies to raise finance. Investors in bonds receive a previously agreed, non-variable interest payment until the investment matures. Corporate bonds are those issued by companies to raise finance.

Total Return A total return is a combination of capital growth and income. Capital growth is defined as the rise in an investment's value over time and income as the payment an investment generates, such as dividends or bond coupons.

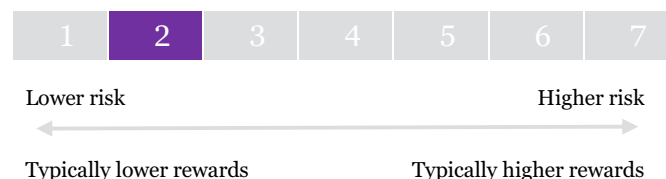
Rolling 3 Year Period A rolling 3-year period is any period of three years, no matter which day you start on.

Efficient Portfolio Management A list of approved investment techniques, including the use of derivatives, used to protect against excessive risk, reduce cost or generate extra income or growth.

You can buy and sell your shares on each working day, except public holidays, at 12:00 noon if you tell us before 12:00 noon that you want to do so. Instructions received after 12:00 noon will be processed at 12:00 noon on the following working day.

Other share classes may be available as described in the Prospectus. If this is an income share class, any income will be paid out to you. If this is an accumulation share class, any income will be reinvested in the Fund.

Risk and reward profile



The fund is shown in risk category 2 because its share price has shown a low level of volatility historically. The indicator has been calculated using historical data and may not be a reliable indication of the future risk profile of the Fund. As an investment, bonds are typically more volatile than money market instruments but less volatile than shares. Bonds issued by corporations are typically more volatile than bonds issued by governments. The risk and reward indicator is not a measure of the expected rise or fall in capital but shows how sharply the Fund's share price has gone up and down historically.

A fund whose share price has experienced sharp or large increases or decreases will sit in a higher risk category, whereas a fund whose share price has experienced small or gradual increases or decreases will sit in a lower risk category.

The indicator is calculated using a standard methodology derived from EU rules.

The risk/reward indicator is an estimate and not a guarantee. Going forward, the Fund's actual volatility could be higher or lower, and its rated risk/reward profile could change. The lowest risk category does not mean the investment is risk free.

The risk indicator does not adequately capture the following risks, which are materially relevant to the Fund:

Investment Risk The value of investments and any income from them may go down as well as up and is not guaranteed. Investors may not get back the amount invested.

Credit Risk Should the issuer of a fixed income security become unable to make income or capital payments, or their rating is downgraded, the value of that investment will fall. Fixed income securities that have a lower credit rating can pay a higher level of income and have an increased risk of default.

EPM Techniques The Fund may engage in EPM techniques including holdings of derivative instruments. Whilst intended to reduce risk, the use of these instruments may expose the Fund to increased price volatility.

Interest Rate Risk Fixed interest securities are particularly affected by trends in interest rates and inflation. If interest rates go up, the value of capital may fall, and vice versa. Inflation will also decrease the real value of capital.

Liquidity Risk In difficult market conditions the value of certain fund investments may be difficult to value and harder to sell, or sell at a fair price, resulting in unpredictable falls in the value of your holding.

Counterparty Risk The insolvency of any institutions providing services such as safekeeping of assets or acting as counterparty to derivatives or other instruments, may expose the Fund to financial loss.

Government and Public Securities Risk The Fund can invest more than 35% of net assets in different Transferable Securities and Money Market Instruments issued or guaranteed by any EEA State, its local authorities, a third country or public international bodies of which one or more EEA States are members.

Charges from Capital Risk Charges are taken from the capital of the Fund. Whilst this increases the yield, it also has the effect of reducing the potential for capital growth.

Charges

The charges you pay are used to pay the costs of running the Fund, including the costs of marketing and distributing the Fund. These charges reduce the potential growth of the investment.

One-off charges taken before or after you invest:

Entry charge None

Exit charge None

Charges taken from the fund over a year:

Ongoing charge 0.24%

Charges taken from the fund under specific conditions:

Performance fee None

The entry and exit charge is the maximum that might be taken out of your money before it is invested or before the proceeds of your investment are paid out.

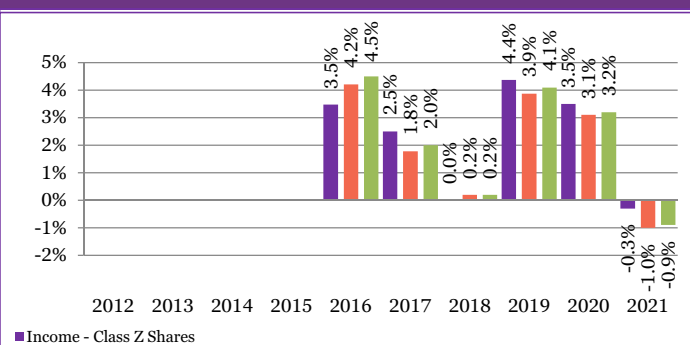
Ongoing charge is based on the Fund Management Fee (FMF), which is the periodic fee paid to the ACD to cover the expenses of the Fund. This figure does not include portfolio transaction costs. Ongoing charges are the same for all investors in the share class.

Past performance

The graph shows fund performance over the past 5 years where available. The figure for a given year shows how much the Fund increased or decreased in value during that year. These results reflect ongoing charges taken from the Fund, but do not reflect any entry charges you might have to pay.

The Fund was launched on 7 December 2015 and the share class on 7 December 2015.

The Royal London Investment Grade Short Dated Credit Fund (Income - Class Z Shares) in GBP



Source: RLAM and DataStream as at 31 December 2021

Past performance is not a guide to future performance and may not be repeated.

The chart shows performance in British Pounds after the ongoing charges and the portfolio transaction costs have been paid. Entry and exit charges are excluded from calculations of past performance.

Practical information

Depositary: HSBC Bank plc

Additional Information: This Key Investor Information Document (KIID) may not contain all the information you need. For additional information on this fund (including the Supplementary Information Document), on other share classes of this fund and on other funds, or to obtain a free copy of the Fund's Prospectus or the annual and semi-annual shareholder reports, call the information line or write to the registered office, details of which are below. Alternatively, visit www.rlam.co.uk. The Prospectus and shareholder reports are in English.

This document describes one share class of the Fund. The Prospectus and annual and semi-annual shareholder reports are prepared for the entire fund across all share classes.

For fund performance and most recent share price, visit www.rlam.co.uk.

Should you wish to switch share classes or funds, please see the "Switching" section of the Prospectus for details.

Tax: Investors should note that the tax legislation that applies to the Fund may have an impact on the personal tax position of their investment in the Fund. Contact your adviser to discuss tax treatment, suitability of this investment, and other questions.

Notices: Royal London Unit Trust Managers Limited may be held liable solely on the basis of any statement contained in this document that is misleading, inaccurate or inconsistent with the relevant parts of the Prospectus.

The Prospectus and long reports (shareholder reports) are prepared for the entire company. The assets and liabilities of each sub-fund are segregated by law. Therefore, the assets of the Fund belong exclusively to it and are not available to meet the liabilities of any other fund of Royal London Bond Funds ICVC.

The Fund is authorised in the United Kingdom and regulated by the Financial Conduct Authority, Royal London Unit Trust Managers Limited is authorised and regulated by the Financial Conduct Authority.

Details of the Company's remuneration policy are available at www.rlam.co.uk including: (a) a description of how remuneration and benefits are calculated; and (b) the identities of persons responsible for awarding remuneration and benefits. A paper copy of these details may be obtained, free of charge, on request from the Company, at the address below.

Address: Royal London Asset Management
55 Gracechurch Street, London EC3V 0RL

Telephone: 03456 04 04 04

Website: www.rlam.co.uk

A member of the Investment Association

Publication Date: This Key Investor Information is accurate as at 11 February 2022

NON-UCITS RETAIL SCHEME KEY INVESTOR INFORMATION



This document provides you with key investor information about this fund. It is not marketing material. The information is required by law to help you understand the nature and the risks of investing in this fund. You are advised to read it so you can make an informed decision about whether to invest.

THREADNEEDLE UK SOCIAL BOND FUND (THE "FUND")

Class Z Accumulation Shares (GBP) GB00BF233790, a sub-fund of Threadneedle Opportunity Investment Funds ICVC (the "Company"), regulated by the FCA.

This sub-fund is managed by Threadneedle Investment Services Limited (the "Management Company") (part of the Columbia and Threadneedle group of companies).

Objectives and Investment Policy

The Fund aims to provide income with the prospect of some investment growth over the long term (5 years or more), through investment in bonds that are deemed to be supporting and funding socially beneficial activities and development, primarily in the UK.

The Fund is actively managed, and seeks to maximise its investment exposure to socially beneficial activities and development, based on assessments produced under the Fund's Social Assessment Methodology (developed by The Big Issue Group and Columbia Threadneedle Investments). The Social Assessment Methodology ensures that social impact considerations are integrated into the investment decision-making process. Investment is directed towards eight social outcome areas: housing and property; community services; education, learning and skills; employment and training; financial inclusion; health and social care; transport and communications infrastructure, utilities and the environment. Eligible Investments are assessed to establish an overall view of the investment's "social intensity". Some debt securities will have more direct and tangible social benefits than others, however those selected for investment are considered to have net positive impacts.

A Social Advisory Committee regularly reviews the Social Assessment Methodology and the assessments carried out and may propose amendments or updates over time. An annual report is made available to investors which provides a summary of the Fund's social impact performance.

The Fund may invest in bonds (usually investment grade) issued by international, public, private or voluntary and/or charitable sector organisations. Cash or near cash will be retained within the Fund for efficient management, and similarly deposits and money market instruments may be held for this reason.

Income from investments in the Fund will be added to the value of your shares.

You can buy and sell shares in the Fund on any day that is a business day in London. You can find more detail on the objectives and investment policy of the Fund in the section of the prospectus with the heading "Investment Objectives, Policies and Other Details of the Funds", and in Appendix I.

For more information on investment terms used in this document, please see the Glossary published in the Document Centre on our website: www.columbiathreadneedle.com.

Risk and Reward Profile

The Risk and Reward Indicator table demonstrates where the Fund ranks in terms of its potential risk and reward. The higher the rank the greater the potential reward but the greater the risk of losing money. It is based on past data, may change over time and may not be a reliable indication of the future risk profile of the Fund. The shaded area in the table below shows the Fund's ranking on the Risk and Reward Indicator.

Lower Risk, Typically lower rewards

Higher Risk, Typically higher rewards



- The Fund is rated 3 because historically it has shown a medium to low level of volatility (how much the value of the Fund goes up and down).
- The lowest category does not mean a risk-free investment.
- The value of investments can fall as well as rise and investors might not get back the sum originally invested.
- The Fund aims to invest in assets that are deemed to be supporting and funding socially beneficial activities and development and utilises a Social Assessment Methodology. This will influence the Fund's exposure to certain issuers, industries, sectors and regions, and may affect the relative performance of the Fund positively or negatively.
- The Fund invests in securities whose value would be significantly affected if the issuer refused, was unable to or was perceived to be unable to pay.
- The Fund holds assets which could prove difficult to sell. The Fund may have to lower the selling price, sell other investments or forego more appealing investment opportunities.
- Changes in interest rates are likely to affect the Fund's value. In general, as interest rates rise, the price of a fixed rate bond will fall, and vice versa.
- The Fund may invest in derivatives with the aim of reducing risk or minimising the cost of transactions. Such derivative transactions may benefit or negatively affect the performance of the Fund. The Manager does not intend that such use of derivatives will affect the overall risk profile of the Fund.
- All the risks currently identified as being applicable to the Fund are set out in the "Risk Factors" section of the prospectus.

Charges

The charges you pay are used to pay the costs of running the Fund, including the costs of marketing and distributing it. These charges reduce the potential growth of your investment.

One-off charges taken before or after you invest

Entry Charge:	0.00%
Exit Charge:	0.00%

These are the maximum charges that we might take out of your money before it is invested. In some cases, you might pay less and you should speak to your financial adviser about this.

Charges taken from the fund over a year

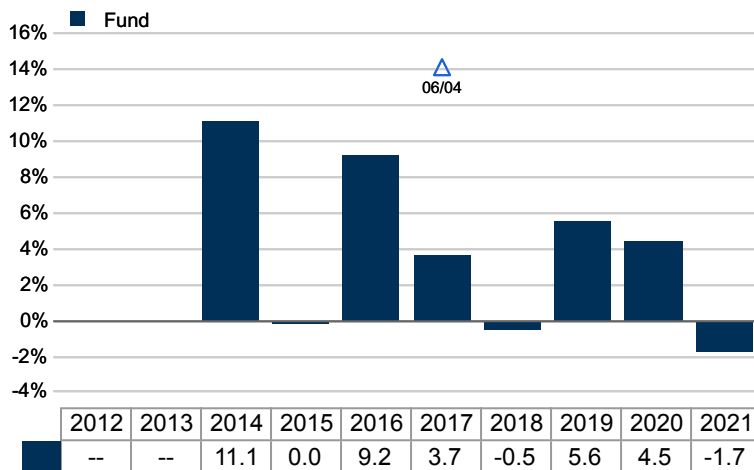
Ongoing Charges:	0.36%
------------------	-------

Charges taken from the fund under specific conditions

Performance Fee:	NONE
------------------	------

The ongoing charges figure shown here is an estimate of the charges because recent changes made to the Fund mean that the historic figures do not accurately reflect its ongoing costs. The non-UCITS' annual report for each financial year will include detail on the exact charges made.

Past Performance



Source: Morningstar

Past performance is not a guide to future performance.

Fund launch date: 04/12/2013

Share/unit class launch date: 04/12/2013

Performance is calculated in GBP.

All charges and fees, except any entry, exit and switching charge, have been included within the performance.

△ Before this date the Fund had different characteristics.

Please refer to www.columbiathreadneedle.com for further details.

Practical Information

- Depositary: Citibank UK Limited.
- You can obtain further information regarding the Fund, the Company, its Prospectus, latest annual reports and any subsequent half-yearly reports free of charge from the Management Company. The documents are available in English. You can obtain other practical information, including current share prices, at columbiathreadneedle.com.
- Details of the remuneration policy, including a description of how remuneration and benefits are calculated and the persons responsible for awarding them (including the composition of the remuneration committee), are available at columbiathreadneedle.com. A paper copy is available free of charge upon request.
- The tax legislation of the United Kingdom may have an impact on your personal tax position.
- Threadneedle Investment Services Limited may be held liable solely on the basis of any statement contained in this document that is misleading, inaccurate or inconsistent with the relevant parts of the prospectus for the Non-UCITS.
- This document describes a single fund of the Company. The prospectus and reports are prepared for the entire Company.
- The assets of the Fund are segregated by law and cannot be used to pay the liabilities of other funds of the Company.
- You may exchange your shares for shares of other funds of the Company, if available. Details can be found in the section of the prospectus with the heading "Switching/Converting". Details of other share classes of the Fund can be found in the Prospectus or at columbiathreadneedle.com.

This Fund is authorised in the United Kingdom, and regulated by the Financial Conduct Authority. Threadneedle Investment Services Limited is authorised in the United Kingdom, and regulated by the Financial Conduct Authority.

Key Investor Information



This document provides you with key investor information about this fund. It is not marketing material. The information is required by law to help you understand the nature and the risks of investing in this fund. You are advised to read it so you can make an informed decision about whether to invest.

Vanguard ESG Developed World All Cap Equity Index Fund (the "Fund")

A sub-fund of Vanguard Investment Series Plc

GBP Acc

ISIN: IE00B76VTN11

Manager: Vanguard Group (Ireland) Limited ("VGIL")

Objectives and investment policy

- The Fund employs a passive management – or indexing – investment approach and seeks to track the performance of the FTSE Developed All Cap Choice Index (the "Index").
- The Index is a market-capitalisation-weighted index composed of large-, mid-, and small-cap stocks of companies located in developed markets around the world. Market-capitalisation is the value of a company's outstanding shares in the market and shows the size of a company. The Index is constructed from the FTSE Developed All Cap Index (the "Parent Index") which is then screened for certain environmental, social, and corporate governance criteria by the sponsor of the Index, which is independent of Vanguard.
- The Fund promotes environmental and social characteristics by excluding companies from its portfolio based on the impact of their conduct or products on society and / or the environment. This is met by tracking the Index.
- The Fund attempts to:
 - Track the performance of Index by investing in all, or substantially all, of the constituent securities of the Index in the same proportion as the Index. Where not practicable to fully replicate, the Fund will use a sampling process.
 - Remain fully invested except in extraordinary market, political or similar conditions.
- The Index excludes shares of companies that the sponsor of the Index determines to be engaged or involved in, and / or derive revenue (above a threshold specified by the Index provider) from, the following activities: Vice products, Non-renewable energy, Weapons, and Controversies.
- The Fund's investments will, at the time of purchase, comply with the ESG requirements of the Index, except as otherwise described below regarding the use of derivatives or in the Prospectus. The Fund may hold securities which do not comply with the ESG requirements of the Index until such time as the relevant securities cease to form part of the Index and it is possible and practicable (in the investment manager's view) to liquidate the position.
- The base currency of the Fund is USD.
- The Fund may use derivatives in order to reduce risk or cost and/or generate extra income or growth. The use of derivatives could increase or reduce exposure to underlying assets and result in greater fluctuations of the Fund's net asset value. A derivative is a financial contract whose value is based on the value of a financial asset (such as a share, bond, or currency) or a market index. Where the Fund uses derivatives, derivatives on an index (e.g. swaps, futures) may contain some underlying constituents which may not meet the relevant ESG ratings/criteria applied by the Index.
- The Fund invests in securities which are denominated in currencies other than the share class currency. Movements in currency exchange rates can affect the return of investments.
- The Fund may engage in short term secured lending of its investments to certain eligible third parties. This is used as a means of generating additional income and to off-set the costs of the Fund. In this regard, the Fund may receive collateral which may not meet the relevant ESG ratings/criteria applied by the Index.
- The Fund may not be appropriate for short-term investment.
- Income from the Fund will be reinvested and reflected in the price of shares in the Fund.
- Portfolio transaction costs will have an impact on performance.
- Shares in the Fund can be bought or sold on a daily basis (save on certain bank holidays or public holidays and subject to certain restrictions described in Appendix 1 of the Prospectus) by submitting an application in writing. A full list of the days on which shares in the Fund cannot be sold is available on <https://global.vanguard.com/portal/site/loadPDF?country=global&docId=11630>

For further information about the objectives and investment policy of the Fund, as well as the limited relationship with the Index provider, please see Appendix 1 and Appendix 6 of the Vanguard Investment Series plc Prospectus (the "Prospectus") on our website at <https://global.vanguard.com>

Risk and reward profile



1	2	3	4	5	6	7
---	---	---	---	---	---	---

- This indicator is based on historical data and may not be a reliable indication of the future risk profile of the Fund.
- The risk category shown is not guaranteed and may change over time.
- The lowest category does not mean "risk free".
- The Fund is rated 5 due to the nature of its investments which include the risks listed below. These factors may impact the value of the Fund's investments or expose the Fund to losses.
 - The value of equities and equity-related securities can be affected by daily stock market movements. Other influential factors include political, economic news, company earnings and significant corporate events.
 - Movements in currency exchange rates can adversely affect the return of your investment.
 - Investment risk is concentrated in specific sectors, countries, currencies or companies. This means the Fund is more sensitive to any localised economic, market, political or regulatory events.

The risk and reward indicator does not take account of the following risks of investing in the Fund:

- Counterparty risk. The insolvency of any institutions providing services such as safekeeping of assets or acting as counterparty to derivatives or other instruments, may expose the Fund to financial loss.
- Liquidity risk. Lower liquidity means there are insufficient buyers or sellers to allow the Fund to sell or buy investments readily which could cause the Fund to incur higher costs when buying or selling investments or could mean that the Fund is not able to buy or sell investments when it would like to do so.
- Index tracking risk. The Fund is not expected to track the performance of the Index at all times with perfect accuracy. The Fund is, however, expected to provide investment results that, before expenses, generally correspond to the price and yield performance of the Index.
- Index sampling risk. As the Fund may in certain circumstances use an

index sampling technique whereby a representative sample of securities are selected to represent the Index, there is the risk that the securities selected for the Fund may not, in the aggregate, approximate the full Index.

- Accuracy risk. There is no assurance that the index provider will compile the Index accurately or that the Index will be determined, composed or calculated correctly.
- Environmental, Social and Governance risk. The Fund tracks an index which screens out possible investments if they do not meet certain environmental, social and governance ("ESG") criteria. This may affect the Fund's exposure to certain issuers and cause the Fund to forego certain investment opportunities. The Fund may perform differently to other funds, including underperforming funds that do not seek to screen investments in this way.
- Unscheduled rebalancing risk. Apart from scheduled rebalances, the index provider may carry out additional ad hoc rebalances to the Index in order for example, to correct an error in the selection of index constituents.

For further information on risks please see the "Risk Factors" section of the Prospectus on our website at <https://global.vanguard.com>

Charges

The charges you pay are used to pay the costs of running the Fund, including the costs of marketing and distributing it. These charges reduce the potential growth of your investment.

One-off charges taken before or after you invest	
Entry charge	None
Exit charge	None
This is the maximum that might be taken out of your money before it is invested / before the proceeds of your investment are paid out.	
Charges taken from the Fund over a year	
Ongoing charges	0.20%
Charges taken from the Fund under certain specific conditions	
Performance fee	None

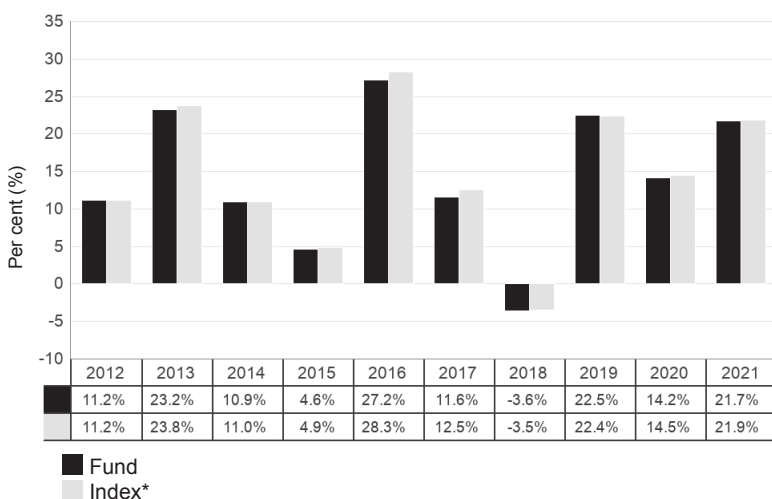
The entry and exit charges shown are maximum figures and in some cases you might pay less. Investors can find out the actual entry and exit charges from their distributor.

Investors can find out the actual entry and exit charges from their financial adviser.

The ongoing charges figure is based on expenses for the year ended 31 December 2021. This figure may vary from year to year. It excludes portfolio transaction costs.

For further information about charges, please see the sections entitled "Buying Shares", "Redeeming Shares", "Fees and Expenses", Appendix 1, and the "Swing Pricing" section in Appendix 2 of the Prospectus on our website at <https://global.vanguard.com>

Past performance



• Past performance:

1. **Is not a reliable indication of future performance.**
2. Includes ongoing charges and the reinvestment of income. It excludes entry and exit fees.
3. Has been calculated in GBP.

- Shares in the Fund were first issued in 2011.

This share class was launched in 2011.

*Performance was achieved under circumstances that no longer apply. The benchmark index tracked by the Fund changed with effect from 13 May 2020. Past performance data for each year to 2019 shown in the past performance chart therefore relates to performance of the Fund when tracking the old benchmark index, i.e. the FTSE Developed Index and the performance of that index is also included in the bar chart next to the bar chart showing the performance of the Fund for that period. Past performance data from 2020 onwards will relate to the Index.

Practical information

- **Depository:** The Vanguard Investment Series plc ("VIS") depository is Brown Brothers Harriman Trustee Services (Ireland) Limited.
- **Documents, prices of shares and further information:** You can obtain copies of the Prospectus and the latest annual and semi-annual report and accounts for VIS, along with the latest published prices of shares and other information on the Fund, free of charge from Vanguard Investment Series plc c/o Brown Brothers Harriman Fund Administration Services (Ireland) Limited, 30 Herbert Street, Dublin 2, D02 W329, Ireland or from our website at <https://global.vanguard.com>. These documents are available in English only.
- **Sub-funds:** VIS is an umbrella fund with segregated liability between sub-funds. This means that the holdings of the Fund are maintained separately under Irish law from holdings of other sub-funds of VIS and your investment in the Fund will not be affected by any claims against any other sub-fund of VIS.
- **Prices:** The last published prices of units in the Fund are also available from the FT's website www.ft.com or <https://global.vanguard.com>
- **Shares:** You may exchange your shares in the Fund for shares in any other sub-fund of VIS. An entry charge may apply. Details of switching are provided in the Prospectus.
- **Liability:** VGIL may be held liable solely on the basis of any statement contained in this document that is misleading, inaccurate or inconsistent with the relevant parts of the Prospectus for this Fund.
- **Tax:** VIS is subject to the tax laws of Ireland. Depending on your country of residence, this may have an impact on your personal tax position. You are recommended to consult your professional tax adviser.
- **Remuneration policy:** Details of VGIL's Remuneration Policy are available at <https://global.vanguard.com/portal/site/portal/ucits-investment-information>, including: (a) a description of how remuneration and benefits are calculated; and (b) the identities of persons responsible for awarding remuneration and benefits. A paper copy of these details may be obtained, free of charge, on request from VGIL at 70 Sir John Rogerson's Quay, Dublin 2, Ireland.

Key Investor Information



This document provides you with key investor information about this fund. It is not marketing material. The information is required by law to help you understand the nature and the risks of investing in this fund. You are advised to read it so you can make an informed decision about whether to invest.

Vanguard Global Short-Term Bond Index Fund (the "Fund")

A sub-fund of Vanguard Investment Series Plc

GBP Hedged Acc
ISIN: IE00BH65QG55

Manager: Vanguard Group (Ireland) Limited ("VGIL")

Objectives and investment policy


- The Fund employs a passive management – or indexing – investment approach and seeks to track the performance of the Bloomberg Global Aggregate Ex US MBS 1-5 Year Float Adjusted and Scaled Index (the "Index").
- The Index includes global government, government-related agencies, corporate and securitised bonds, with a maturity between 1 and 5 years. Bloomberg applies a filter to the Index to exclude US Mortgage Backed Securities from the universe of fixed income securities.
- The Fund attempts to:
 - Track the performance of the Index by investing in a portfolio of securities that, insofar as possible and practicable, consists of a representative sample of the component securities of the Index.
 - Remain fully invested except in extraordinary market, political or similar conditions.
- The Fund may use derivatives in order to reduce risk or cost and/or generate extra income or growth. The use of derivatives could increase or reduce exposure to underlying assets and result in greater fluctuations of the Fund's net asset value. A derivative is a financial contract whose value is based on the value of a financial asset (such as a share, bond, or currency) or a market index.
- The base currency of the Fund is USD.
- The Fund invests in securities which are denominated in currencies other than the base currency. Movements in currency exchange rates can affect the return of investments. Currency hedging techniques are used to minimise the risks associated with movements in currency exchange rates but these risks cannot be eliminated entirely. As this document relates to a share class where such techniques are used, for the purposes of the "Past performance" section below, the performance of this share class is shown against the Bloomberg Global Aggregate Ex US MBS 1-5 Year Float Adjusted and Scaled Index Hedged in GBP (the "Hedged Index"), which is a currency hedged version of the Index.
- The Fund may engage in short term secured lending of its investments

to certain eligible third parties. This is used as a means of generating additional income and to off-set the costs of the Fund.

- The Fund is appropriate for short-term investment.
- Income from the Fund will be reinvested and reflected in the price of shares in the Fund.
- Portfolio transaction costs will have an impact on performance.
- Shares in the Fund can be bought or sold on a daily basis (save on certain bank holidays or public holidays and subject to certain restrictions described in Appendix 1 of the Prospectus) by submitting an application in writing. A full list of the days on which shares in the Fund cannot be sold is available on <https://global.vanguard.com/portal/site/loadPDF?country=global&docId=11630>

For further information about the objectives and investment policy of the Fund, as well as the limited relationship with the Index provider, please see Appendix 1 and Appendix 6 of the Vanguard Investment Series plc Prospectus (the "Prospectus") on our website at <https://global.vanguard.com>

Risk and reward profile



- This indicator is based on historical data and may not be a reliable indication of the future risk profile of the Fund.
- The risk category shown is not guaranteed and may change over time.
- The lowest category does not mean "risk free".
- The Fund is rated 2 due to the nature of its investments which include the risks listed below. These factors may impact the value of the Fund's investments or expose the Fund to losses.
 - The value of bonds and fixed income-related securities is affected by influential factors such as interest rates, inflation, credit spreads and volatility which, in turn, are driven by other factors including political, economic news, company earnings and significant corporate events.
 - Movements in currency exchange rates can adversely affect the return of your investment. Currency hedging may be used but is not guaranteed to completely eliminate currency risk.
 - Emerging markets are generally more sensitive to economic and political conditions than developed markets. Other factors include greater 'Liquidity Risk', restrictions on investment or transfers of assets and failed/delayed delivery of securities or payments to the Fund.
 - Investment risk is concentrated in specific sectors, countries, currencies or companies. This means the Fund is more sensitive to any localised economic, market, political or regulatory events.

The risk and reward indicator does not take account of the following risks of investing in the Fund:

- Counterparty risk. The insolvency of any institutions providing services such as safekeeping of assets or acting as counterparty to derivatives or other instruments, may expose the Fund to financial loss.
- Liquidity risk. Lower liquidity means there are insufficient buyers or sellers to allow the Fund to sell or buy investments readily which could cause the Fund to incur higher costs when buying or selling investments or could mean that the Fund is not able to buy or sell investments when it would like to do so.
- Credit risk. The issuer of a financial asset held within the Fund may not pay income or repay capital to the Fund when due.

- Index tracking risk. The Fund is not expected to track the performance of the Index at all times with perfect accuracy. The Fund is, however, expected to provide investment results that, before expenses, generally correspond to the price and yield performance of the Index.

- Index sampling risk. As the Fund uses an index sampling technique whereby a representative sample of securities are selected to represent the Index, there is the risk that the securities selected for the Fund may not, in the aggregate, approximate the full Index.

- Inflation risk. The value of your investments may not be worth as much in the future due to changes in purchasing power resulting from inflation.

For further information on risks please see the "Risk Factors" section of the Prospectus on our website at <https://global.vanguard.com>

Charges

The charges you pay are used to pay the costs of running the Fund, including the costs of marketing and distributing it. These charges reduce the potential growth of your investment.

One-off charges taken before or after you invest	
Entry charge	None
Exit charge	None
This is the maximum that might be taken out of your money before it is invested / before the proceeds of your investment are paid out.	
Charges taken from the Fund over a year	
Ongoing charges	0.15%
Charges taken from the Fund under certain specific conditions	
Performance fee	None

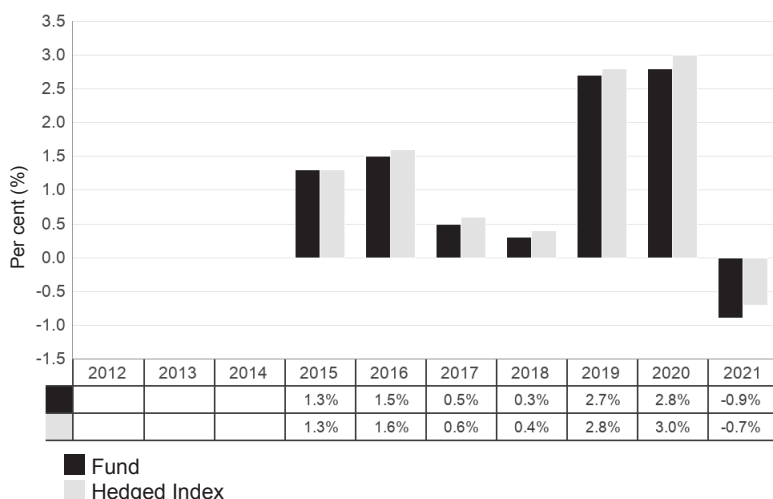
The entry and exit charges shown are maximum figures and in some cases you might pay less. Investors can find out the actual entry and exit charges from their distributor.

Investors can find out the actual entry and exit charges from their financial adviser.

The ongoing charges figure is based on expenses for the year ended 31 December 2021. This figure may vary from year to year. It excludes portfolio transaction costs.

For further information about charges, please see the sections entitled "Buying Shares", "Redeeming Shares", "Fees and Expenses", Appendix 1, and the "Swing Pricing" section in Appendix 2 of the Prospectus on our website at <https://global.vanguard.com>

Past performance



• Past performance:

1. **Is not a reliable indication of future performance.**
 2. Includes ongoing charges and the reinvestment of income. It excludes entry and exit fees.
 3. Has been calculated in GBP.
- Shares in the Fund were first issued in 2014. This share class was launched in 2014.

Practical information

- **Depository:** The Vanguard Investment Series plc ("VIS") depository is Brown Brothers Harriman Trustee Services (Ireland) Limited.
- **Documents, prices of shares and further information:** You can obtain copies of the Prospectus and the latest annual and semi-annual report and accounts for VIS, along with the latest published prices of shares and other information on the Fund, free of charge from Vanguard Investment Series plc c/o Brown Brothers Harriman Fund Administration Services (Ireland) Limited, 30 Herbert Street, Dublin 2, D02 W329, Ireland or from our website at <https://global.vanguard.com>. These documents are available in English only.
- **Sub-funds:** VIS is an umbrella fund with segregated liability between sub-funds. This means that the holdings of the Fund are maintained separately under Irish law from holdings of other sub-funds of VIS and your investment in the Fund will not be affected by any claims against any other sub-fund of VIS.
- **Prices:** The last published prices of units in the Fund are also available from the FT's website www.ft.com or <https://global.vanguard.com>
- **Shares:** You may exchange your shares in the Fund for shares in any other sub-fund of VIS. An entry charge may apply. Details of switching are provided in the Prospectus.
- **Liability:** VGIL may be held liable solely on the basis of any statement contained in this document that is misleading, inaccurate or inconsistent with the relevant parts of the Prospectus for this Fund.
- **Tax:** VIS is subject to the tax laws of Ireland. Depending on your country of residence, this may have an impact on your personal tax position. You are recommended to consult your professional tax adviser.
- **Remuneration policy:** Details of VGIL's Remuneration Policy are available at <https://global.vanguard.com/portal/site/portal/ucits-investment-information>, including: (a) a description of how remuneration and benefits are calculated; and (b) the identities of persons responsible for awarding remuneration and benefits. A paper copy of these details may be obtained, free of charge, on request from VGIL at 70 Sir John Rogerson's Quay, Dublin 2, Ireland.

Key Investor Information



This document provides you with key investor information about this fund. It is not marketing material. The information is required by law to help you understand the nature and the risks of investing in this fund. You are advised to read it so you can make an informed decision about whether to invest.

Vanguard SRI European Stock Fund (the "Fund")

A sub-fund of Vanguard Investment Series Plc

GBP Acc

ISIN: IE00B76VTL96

Manager: Vanguard Group (Ireland) Limited ("VGIL")

Objectives and investment policy

- The Fund employs a passive management – or indexing – investment approach and seeks to provide long-term capital growth by seeking to achieve the performance of the FTSE Developed Europe Index (the "Index").
- The Index is a market-capitalisation-weighted index of large and mid-sized company stocks in developed markets in Europe.
- The Fund promotes environmental and social characteristics by excluding companies from its portfolio based on the impact of their conduct or products on society and / or the environment. This is met by not holding stocks of companies in the Index that do not meet specific "socially responsible" criteria, as described below.
- The Fund attempts to:
 1. Match the risk factor exposures of the Index by investing in a representative sample of the securities that make up the Index, excluding any securities which do not meet socially responsible investing criteria. The criteria take into consideration environmental, social and ethical factors as determined by the Index provider and exclude stocks of companies that violate United Nations Global Compact principles and stocks of companies involved in making controversial weapons and tobacco products.
 2. Remain fully invested except in extraordinary market, political or similar conditions.
- The Fund may use derivatives in order to reduce risk or cost and/or generate extra income or growth. The use of derivatives could increase or reduce exposure to underlying assets and result in greater fluctuations of the Fund's net asset value. A derivative is a financial contract whose value is based on the value of a financial asset (such as a share, bond, or currency) or a market index. Where the Fund uses derivatives, derivatives on an index (e.g. swaps, futures) may contain some underlying constituents which may not meet the relevant SRI ratings/criteria applied to the Index constituents.
- The base currency of the Fund is EUR.
- The Fund invests in securities which are denominated in currencies other than the share class currency. Movements in currency exchange rates can affect the return of investments.
- The Fund may engage in short term secured lending of its investments to certain eligible third parties. This is used as a means of generating additional income and to off-set the costs of the Fund. In this regard, the Fund may receive collateral which may not meet the relevant SRI ratings/criteria applied to the Index constituents.
- The Fund may not be appropriate for short-term investment.
- Income from the Fund will be reinvested and reflected in the price of shares in the Fund.
- Portfolio transaction costs will have an impact on performance.
- Shares in the Fund can be bought or sold on a daily basis (save on certain bank holidays or public holidays and subject to certain restrictions described in Appendix 1 of the Prospectus) by submitting an application in writing. A full list of the days on which shares in the Fund cannot be sold is available on <https://global.vanguard.com/portal/site/loadPDF?country=global&docId=11630>

For further information about the objectives and investment policy of the Fund, as well as the limited relationship with the Index provider, please see Appendix 1 and Appendix 6 of the Vanguard Investment Series plc Prospectus (the "Prospectus") on our website at <https://global.vanguard.com>

Risk and reward profile



1	2	3	4	5	6	7
---	---	---	---	---	---	---

- This indicator is based on historical data and may not be a reliable indication of the future risk profile of the Fund.
- The risk category shown is not guaranteed and may change over time.
- The lowest category does not mean "risk free".
- The Fund is rated 5 due to the nature of its investments which include the risks listed below. These factors may impact the value of the Fund's investments or expose the Fund to losses.
 - The value of equities and equity-related securities can be affected by daily stock market movements. Other influential factors include political, economic news, company earnings and significant corporate events.
 - Movements in currency exchange rates can adversely affect the return of your investment.
 - Investment risk is concentrated in specific sectors, countries, currencies or companies. This means the Fund is more sensitive to any localised economic, market, political or regulatory events.

The risk and reward indicator does not take account of the following risks of investing in the Fund:

- Counterparty risk. The insolvency of any institutions providing services such as safekeeping of assets or acting as counterparty to derivatives or other instruments, may expose the Fund to financial loss.
- Liquidity risk. Lower liquidity means there are insufficient buyers or sellers to allow the Fund to sell or buy investments readily which could cause the Fund to incur higher costs when buying or selling investments or could mean that the Fund is not able to buy or sell investments when it would like to do so.
- Index tracking risk. The Fund is not expected to track the performance of the Index at all times with perfect accuracy. The Fund is, however, expected to provide investment results that, before expenses, generally correspond to the price and yield performance of the Index.
- Index sampling risk. As the Fund uses an index sampling technique whereby a representative sample of securities are selected to represent the Index, there is the risk that the securities selected for the Fund may not, in the aggregate, approximate the full Index.

For further information on risks please see the "Risk Factors" section of the Prospectus on our website at <https://global.vanguard.com>

Charges

The charges you pay are used to pay the costs of running the Fund, including the costs of marketing and distributing it. These charges reduce the potential growth of your investment.

One-off charges taken before or after you invest	
Entry charge	None
Exit charge	None
This is the maximum that might be taken out of your money before it is invested / before the proceeds of your investment are paid out.	
Charges taken from the Fund over a year	
Ongoing charges	0.14%
Charges taken from the Fund under certain specific conditions	
Performance fee	None

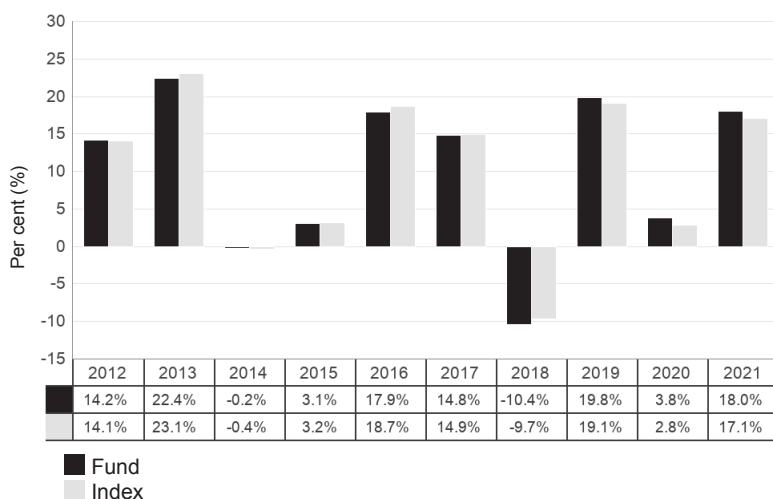
The entry and exit charges shown are maximum figures and in some cases you might pay less. Investors can find out the actual entry and exit charges from their distributor.

Investors can find out the actual entry and exit charges from their financial adviser.

The ongoing charges figure is based on expenses for the year ended 31 December 2021. This figure may vary from year to year. It excludes portfolio transaction costs.

For further information about charges, please see the sections entitled "Buying Shares", "Redeeming Shares", "Fees and Expenses", Appendix 1, and the "Swing Pricing" section in Appendix 2 of the Prospectus on our website at <https://global.vanguard.com>

Past performance



• Past performance:

1. **Is not a reliable indication of future performance.**
 2. Includes ongoing charges and the reinvestment of income. It excludes entry and exit fees.
 3. Has been calculated in GBP.
- Shares in the Fund were first issued in 2010. This share class was launched in 2011.

Practical information

- **Depository:** The Vanguard Investment Series plc ("VIS") depository is Brown Brothers Harriman Trustee Services (Ireland) Limited.
- **Documents, prices of shares and further information:** You can obtain copies of the Prospectus and the latest annual and semi-annual report and accounts for VIS, along with the latest published prices of shares and other information on the Fund, free of charge from Vanguard Investment Series plc c/o Brown Brothers Harriman Fund Administration Services (Ireland) Limited, 30 Herbert Street, Dublin 2, D02 W329, Ireland or from our website at <https://global.vanguard.com>. These documents are available in English only.
- **Sub-funds:** VIS is an umbrella fund with segregated liability between sub-funds. This means that the holdings of the Fund are maintained separately under Irish law from holdings of other sub-funds of VIS and your investment in the Fund will not be affected by any claims against any other sub-fund of VIS.
- **Prices:** The last published prices of units in the Fund are also available from the FT's website www.ft.com or <https://global.vanguard.com>
- **Shares:** You may exchange your shares in the Fund for shares in any other sub-fund of VIS. An entry charge may apply. Details of switching are provided in the Prospectus.
- **Liability:** VGIL may be held liable solely on the basis of any statement contained in this document that is misleading, inaccurate or inconsistent with the relevant parts of the Prospectus for this Fund.
- **Tax:** VIS is subject to the tax laws of Ireland. Depending on your country of residence, this may have an impact on your personal tax position. You are recommended to consult your professional tax adviser.
- **Remuneration policy:** Details of VGIL's Remuneration Policy are available at <https://global.vanguard.com/portal/site/portal/ucits-investment-information>, including: (a) a description of how remuneration and benefits are calculated; and (b) the identities of persons responsible for awarding remuneration and benefits. A paper copy of these details may be obtained, free of charge, on request from VGIL at 70 Sir John Rogerson's Quay, Dublin 2, Ireland.